



SFI-Approved Safety Bellhousings

One-piece bellhousings are formed from 1/4" thick steel and meet or exceed stringent SFI standards. Complete with block plates.

| Part No. | Description |
|----------|--|
| LWI15000 | Chevy V-8 And 90° V-6, Block Mounted Starter |
| LWI15200 | SB Ford 289-351W, 351C, All 6 Bolt Blocks |
| LWI15705 | Replacement Chevy Block Plate |



Chevy Non-SFI Bellhousing LWI77-150

One-piece black steel bellhousing is perfect for circle track classes not requiring an SFI-approved unit. Fits all Chevy V-8 and 90° V-6. Block plate not included.



Heavy Duty Clutch Forks

Heavy gauge steel Clutch Forks are engineered specifically for Lakewood safety bellhousings. Recommended when installing a high performance clutch.

| Part No. | Description |
|----------|---|
| LWI15500 | Heavy Duty Clutch Fork, Most GM Applications |
| LWI15510 | Fork Pivot Boot, All Chevy/Lakewood Bellhousing Apps. |



GM Adjustable Clutch Fork Pivot Ball LWI15501

Adjust fork height when clutch assemblies are changed. Highly recommended for use with Lakewood bellhousings.



Pilot Bearings/Bushings

Worn pilot bearings cause hard shifting and increase transmission wear. When replacing clutch, install a new pilot bearing/bushing for best results.

| Part No. | Description |
|----------|---|
| LWI15975 | Sealed Ball Bearing (.669" I.D.) and Adapter Ring, Use When Adapting Ford Or Lenco Trans To Chevy V-8's |
| LWI15976 | Bronze (Factory Style) Replacement, All Chevy V-8 Applications |
| LWI15977 | Roller Pilot Bearing, Reduces Parasitic Drag, Direct Replacement For All Chevy V-8's |



Offset Bellhousing Dowel Pins

Adjustable dowel pins correct improper alignment of bellhousing and engine block.



| Application | No Offset Part No. | .007" Offset Part No. | .014" Offset Part No. | .021" Offset Part No. |
|---------------------------|--------------------|-----------------------|-----------------------|-----------------------|
| GM, .625" Dia. | LWI15915 | LWI15920 | LWI15930 | LWI15940 |
| Ford/Chrysler, .500" Dia. | LWI15945 | LWI15950 | LWI15960 | LWI15970 |



Steve Dorer

Photo By: John Berglund

EZ-Adjustable Bellhousing Dowel Pins

New adjustable dowel pins fit into the engine block without pounding and may be turned with a screwdriver. Once the dowels are installed in the desired position, a set screw is tightened, which prevents it from turning.



| Application | .007" Offset Part No. | .014" Offset Part No. |
|----------------|-----------------------|-----------------------|
| GM, .621" Dia. | LWI15907 | LWI15914 |

Bellhousing Locating Kit

Kit will correct a misaligned bellhousing register bore, preventing missed shifts or premature pilot bearing failure. Includes two centerless ground, extra long dowel pins and two chamfered washers. Eliminates setting up the bellhousing after each removal. Instructions are included.

Note: Bellhousing dowel pin holes must be enlarged approximately 1/16" and welding is required for installation.


| Part No. | Description |
|----------|---|
| LWI15980 | Bellhousing Locating Kit, Ford/Chrysler, .500" Dia. |
| LWI15981 | Bellhousing Locating Kit, GM, .625" Dia. |



Driveshaft Loops

Prevents driveshaft from entering the driver's compartment in the event of a driveshaft or U-joint failure. Constructed of 2" x 1/4" thick zinc-plated steel.

| Part No. | Description |
|----------|--|
| LWI18000 | Universal Driveshaft Loop |
| LWI18017 | Custom Fit Driveshaft Loop For 1979-03 Mustang |



BFL Racing Gear Lube LWI32970

BFL Racing Gear Lube is the finest, extreme-pressure, high performance gear lube available. Lubricant cuts friction and reduces wear by over 50%. BFL Limited Slip Lube is used in clutch-type, limited-slip differentials. It contains special friction modifiers to eliminate chatter and excessive wear. Easy-to-use 32 oz. poly bottle.



Steve Dorer

Photo By: Chuck Gonzalez



Chrysler Mono-Leaf Springs


Landrum is the only manufacturer to guarantee every one of its springs to be within 3/16" arch tolerance of each other upon arrival. Landrum was the first to develop, manufacture, and distribute the new 20-244ML mono-leaf spring, which has been very successful on dry/slick dirt tracks.

| Part No. | Front Bolt | Rear Eye | Approx. lbs./in. | True Arch | Application |
|-------------|------------|----------|------------------|-----------|-----------------|
| LAN20-240ML | 5/8" | 1" | 65 | 5" | Rough Track |
| LAN20-242ML | 5/8" | 1" | 55 | 5" | Any Track |
| LAN20-244ML | 5/8" | 1" | 35 | 5" | Dry/Slick Track |



Chrysler Multi-Leaf Springs

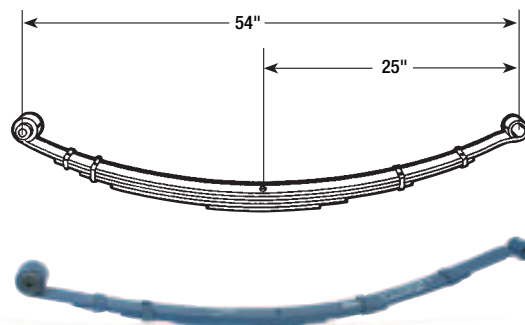
| Part No. | Front Bolt | Rear Eye | True Arch | Rate | Recommended Chassis |
|----------------|------------|----------|-----------|---------|---------------------------------|
| Dirt | | | | | |
| LAN20-220SPD | 5/8" | 1" | 6.5" | 150 lb. | Extra Light (Up To 2,300 lb.) |
| LAN20-230SPD | 5/8" | 1" | 6.5" | 175 lb. | Light Weight (2,300-2,750 lb.) |
| LAN20-231SPD | 5/8" | 1" | 6.5" | 200 lb. | Medium Weight (2,750-2,850 lb.) |
| LAN20-235SPD | 5/8" | 1" | 6.5" | 212 lb. | Heavy Weight (2,850-3,000 lb.) |
| LAN20-240SPD | 5/8" | 1" | 6.5" | 225 lb. | Heavy Weight (3,000 lb. And Up) |
| Asphalt | | | | | |
| LAN20-220SPA | 5/8" | 1" | 5" | 150 lb. | Extra Light (Up To 2,300 lbs.) |
| LAN20-230SPA | 5/8" | 1" | 5" | 175 lb. | Light Weight (2,300-2,750 lb.) |
| LAN20-231SPA | 5/8" | 1" | 5" | 200 lb. | Medium Weight (2,750-2,850 lb.) |
| LAN20-240SPA | 5/8" | 1" | 5" | 225 lb. | Heavy Weight (3,000 lb. And Up) |



Chevy Multi-Leaf Springs

Landrum Chevy springs are fitted with stock Chevy front bushings and four extra heavy durable clips (not band clips) to resist twisting and clip breakage.

| Part No. | Spring Type | Rate | True Arch | Recommended Chassis |
|----------------|------------------|---------|-----------|--|
| Dirt | | | | |
| LAN21-338SPD | X-Light Rate | 150 lb. | 6.5" | Ex. Light Weight (Up To 2,300 lb.) |
| LAN21-340SPD | Light Rate | 175 lb. | 6.5" | Light Weight (Up To 2,750 lb.) |
| LAN21-342SPD | Medium Rate | 200 lb. | 6.5" | Medium Weight (Up To 2,750-2850 lb.) |
| LAN21-344SPD | Heavy Rate | 225 lb. | 6.5" | Heavy Weight (Up To 3,000-3,500 lb.) |
| LAN21-348SPD* | Extra Heavy Rate | 250 lb. | 6.5" | Ex. Heavy Weight (Up To 3,600-3,800 lb.) |
| Asphalt | | | | |
| LAN21-338SPA | X-Light Rate | 150 lb. | 5" | Ex. Light Weight (Up To 2,300 lb.) |
| LAN21-340SPA | Light Rate | 175 lb. | 5" | Light Weight (Up To 2,750 lb.) |
| LAN21-342SPA | Medium Rate | 200 lb. | 5" | Medium Weight (Up To 2,750-2850 lb.) |
| LAN21-344SPA | Heavy Rate | 225 lb. | 5" | Heavy Weight (Up To 3,000-3,500 lb.) |
| LAN21-348SPA* | Extra Heavy Rate | 250 lb. | 5" | Ex. Heavy Weight (Up To 3,600-3,800 lb.) |



* 5-Leaf

Chevy Parabolic Mono-Leaf Springs



| Part No. | Rate | True Arch | Recommended Chassis |
|-------------|---------|-----------|---------------------|
| LAN21-140SP | 150 lb. | 6.5" | 2,500-2,750 |
| LAN21-142SP | 175 lb. | 6.5" | 2,750-3,100 |
| LAN21-144SP | 200 lb. | 6.5" | 3,100-3,350 |
| LAN21-146SP | 225 lb. | 6.5" | 3,350-3,600 |

5" O.D. x 7" Tall Pull Bar Springs **NEW!**

Pull Bar Springs are offered in conventional and progressive designs. Springs are 5" O.D. x 7" tall.

| Part No. | Rate |
|----------------------|-----------|
| LANG1050 | 1050 |
| LANG1200 | 1200 |
| LANG800-1400* | 800-1400 |
| LANG1100-1600* | 1100-1600 |
| LANG1450 | 1450 |
| LANG1600 | 1600 |

* Signifies a progressive spring.



Pinto Dirt Mini-Stock Springs



| Part No. | Rate |
|-------------------|---------|
| LAN42-450SP | 100 lb. |
| LAN42-452SP | 125 lb. |
| LAN42-454SP | 150 lb. |



Buddy Head

Photo By: Jim DenHamer



"Gold Series" 2-1/2" I.D. Coil-Over Springs

"Gold Series" springs were the first dyno tested coil springs in the industry. Marked with the specific rate and complete with a detailed printout of the spring rate through its entire cycle. Springs are made from cold-wound, stress-relieved chrome silicon wire, powder coated in a rich gold tone for long lasting good looks. Covered by a lifetime warranty to the original purchaser.



| Rate | 4" Tall | 8" Tall | 10" Tall | 12" Tall | 14" Tall |
|------|---------|---------|----------|----------|----------|
| 150 | - | - | - | - | LANQ150 |
| 165 | - | - | - | - | LANQ165 |
| 175 | - | - | - | LANP175 | LANQ175 |
| 185 | - | - | - | LANP185 | LANQ185 |
| 200 | - | - | LANO200 | LANP200 | LANQ200 |
| 225 | - | - | LANO225 | LANP225 | LANQ225 |
| 250 | - | - | LANO250 | LANP250 | LANQ250 |
| 275 | - | - | LANO275 | LANP275 | LANQ275 |
| 300 | - | LANN300 | LANO300 | LANP300 | - |
| 325 | - | - | LANO325 | LANP325 | - |
| 350 | LANL350 | LANN350 | LANO350 | LANP350 | - |
| 375 | - | LANN375 | LANO375 | LANP375 | - |
| 400 | LANL400 | LANN400 | LANO400 | LANP400 | - |
| 425 | - | - | LANO425 | LANP425 | - |
| 450 | - | LANN450 | LANO450 | LANP450 | - |
| 475 | - | LANN475 | LANO475 | LANP475 | - |
| 500 | - | LANN500 | LANO500 | LANP500 | - |
| 525 | - | - | - | LANP525 | - |
| 550 | - | LANN550 | LANO550 | LANP550 | - |
| 600 | - | - | LANO600 | LANP600 | - |
| 650 | - | - | LANO650 | - | - |
| 700 | - | - | LANO700 | - | - |

Conventional Coil Springs Reference

- 5" front springs fit 1964-72 Chevelle, 1967-69 Camaro and 1968-74 Nova
- 5-1/2" front springs fit 1973-up Chevelle, 1970-up Camaro, 1975-up Nova and most Fords
- 1-7/8" and 2-1/4" are also available on a special order basis...
Call for details.

Front Coil Springs **NEW!**

Front springs are ground flat on one end to assure 2% tolerance on jack screw plates, and are tangential on the opposite end to assure true lower A-frame seating. "B" and "E" series springs are gold powder coated. All 5.5" O.D. x 12" tall "F" springs are stock-appearing, and painted black.



| Rate | 5" O.D. x 9.5" Tall | 5.5" O.D. x 9.5" Tall | 5.5" O.D. x 12" Tall |
|------|---------------------|-----------------------|----------------------|
| 500 | LANB500 | LANE500 | - |
| 550 | LANB550 | - | - |
| 600 | LANB600 | LANE600 | LANF600 |
| 650 | LANB650 | - | - |
| 700 | LANB700 | LANE700 | LANF700 |
| 750 | LANB750 | - | - |
| 800 | LANB800 | LANE800 | LANF800 |
| 850 | LANB850 | LANE850 | - |
| 900 | LANB900 | LANE900 | LANF900 |
| 950 | LANB950 | - | - |
| 1000 | LANB1000 | LANE1000 | LANF1000 |
| 1100 | - | LANE1100 | LANF1100 |
| 1200 | - | LANE1200 | LANF1200 |
| 1300 | - | LANE1300 | LANF1300 |

Rear Coil Springs **NEW!**


Rear, "I" Series springs are available in lengths of 10.5" for springs mounted on top of axle. "J" Series springs are 13" tall and are mounted below the axle. Ends are ground flat, assuring true contact with the spring perches.



| Rate | 5" O.D. x 10.5" Tall | 5" O.D. x 13" Tall |
|------|----------------------|--------------------|
| 125 | LANI125 | LANJ125 |
| 150 | LANI150 | LANJ150 |
| 175 | LANI175 | LANJ175 |
| 200 | LANI200 | LANJ200 |
| 225 | LANI225 | LANJ225 |
| 250 | LANI250 | LANJ250 |
| 275 | LANI275 | LANJ275 |
| 300 | LANI300 | LANJ300 |



NEW VENDOR



Lithium Powerpack 12-Volt Batteries

Exceptionally lightweight, 12-volt Lithium Powerpack batteries feature world class lithium-ion performance at an affordable price. "C" series batteries are designed to be alternator compatible. Batteries include fast cell balancing for safety, long life and maximum capacity. Requires 12-volt Intellicharger.

| Part No. | Description | Dimensions | Weight | Max Amps | AH |
|----------|-------------|--------------------------------|-----------|----------|------|
| LPBC680 | C680 12V | 7.16" L. x 3.30" W. x 6.57" H. | 4.63 lbs. | 800 | 11 |
| LPBC925 | C925 12V | 6.25" L. x 6.93" W. x 4.92" H. | 8.88 lbs. | 1200 | 20.7 |

Lithium Intellicharger Battery Chargers

Designed specifically for charging lithium-ion batteries, Intellicharger is offered in 12- and 16-volt versions; the 12-volt charger produces 14 amps @ 14.4 volts, while the 16-volt unit provides 15 amps @ 18.4 volts. Fully automatic chargers include LCD status indicators for voltage, amperage, state-of-charge, amp-hours charged and time of on-charge.



| Part No. | Description |
|----------|-------------------------------------|
| LPB1008 |Lithium 16-Volt Intellicharger |
| LPB1011 |Lithium 12-Volt Intellicharger |

Lithium Powerpack 16-Volt Battery And Battery Charger Combos

The cost effective method of switching to lithium-ion batteries. Each combo includes a Lithium Powerpack 16-volt battery and Intellicharger battery charger. Fully automatic charger produces 15 amps @ 18.4 volts, and includes LED status indicators for voltage, charge amperage, state-of-charge, amp-hours charged and time of on-charge. The "L" series batteries include low voltage, MOSFET protection, while "C" series batteries lack this feature and are designed for applications where an alternator is used. Batteries may be purchased separately, but must be charged using a lithium-ion specific 16-volt battery charger; see note below.



| Combo Kit Part No. | Battery Only Part No. | Description | Dimensions | Wt./Lbs. | Max Amps | AH |
|--|-----------------------|-------------|---------------------------------|----------|----------|----|
| "C" Series Battery And Battery Charger Combos | | | | | | |
| LPBC680-16CK | LPBC680-16 | C680 16V | 7.16" L. x 3.30" W. x 6.57" H. | 5.12 | 880 | 11 |
| "L" Series Battery And Battery Charger Combos | | | | | | |
| LPBL925-16ACK | LPBL925-16A | L925 16V | 6.25" L. x 6.93" W. x 4.92" H. | 6.12 | 880 | 11 |
| LPBL1600ACK | LPBL1600A | L1600 16V | 10.28" L. x 6.75" W. x 7.24" H. | 11.87 | 1200 | 23 |

Note: A charger for a 16v lead acid battery is not compatible with a 16v lithium battery. The set points and charging methods are different. A 16 volt lead acid charger will certainly damage a 16 volt lithium battery regardless who the manufacturer is.



NEW VENDOR

Medium Strength Blue Threadlocker 242

All-purpose medium strength blue threadlocker is well suited to bolt and nut applications from 1/4" to 3/4". Locks threads and seals, while preventing parts from loosening due to vibration. Disassembly may be performed using hand tools.

| Part No. | Description |
|----------|--------------------------------------|
| LOC37418 |Threadlocker 242, 6 ml. Tube |
| LOC37477 |Threadlocker 242, 36 ml. Bottle |



Surface Insensitive/Medium Strength Threadlocker 243

General purpose, medium strength blue threadlocker features improved oil tolerance, making it ideal for use with rocker studs, rocker adjuster nuts, etc. Designed for fasteners from 1/4" to 3/4". Disassembly may be performed using hand tools.

| Part No. | Description |
|------------|--------------------------------------|
| LOC1330799 |Threadlocker 243, 6 ml. Tube |
| LOC1330906 |Threadlocker 243, 36 ml. Bottle |



High Strength Red Threadlocker 262

Permanent, high strength threadlocker is compatible with fasteners up to 3/4" prior to assembly. Secures parts that must endure heavy shock, vibration or extreme chemical conditions. Localized heating may be required to separate parts.


| Part No. | Description |
|----------|--------------------------------------|
| LOC37420 |Threadlocker 262, 6 ml. Tube |
| LOC37478 |Threadlocker 262, 36 ml. Bottle |



Heavy Duty Red Threadlocker 271

Red Threadlocker 271 is engineered for heavy duty fasteners up to 1", adding 3,000 PSI of holding power to slip or press fit components. Prevents loosening due to vibration, while eliminating the need for set screws and snap rings. Localized heating may be required to separate parts.

| Part No. | Description |
|----------|--------------------------------------|
| LOC37421 |Threadlocker 271, 6 ml. Tube |
| LOC37479 |Threadlocker 271, 36 ml. Bottle |



High Temperature Red Threadlocker 272 LOC37480

Threadlocker 272 withstands temperatures up to 450° F. and is formulated for heavy duty applications using bolts up to 1-1/2". Prevents fasteners from loosening due to shock, severe vibration and heat stress. Localized heating may be required to separate parts. Sold in a 36 ml. bottle.



Heavy Duty Threadlocker 277 LOC38656

High strength threadlocker is designed for locking 1" and larger bolts or studs including frame brackets, shock mounts or suspension fasteners. Localized heating may be required to separate parts. Sold in a 36 ml. bottle.



High Temperature PST 592 Thread Sealant

Locks and seals threaded fittings, eliminating leakage and loosening. Thread sealant PST 592 won't shred or wear like tape and works with temperatures up to 400° F. Ideal for through hole head bolts, oil sending units, rear axle fill plugs, etc.

| Part No. | Description |
|----------|--|
| LOC37398 |PST 592 Thread Sealant, 6 ml. Tube |
| LOC37397 |PST 592 Thread Sealant, 50 ml. Bottle |



High Performance Silicone Gasket Makers

High performance, fast-curing formulas are non-corrosive, more flexible than cork/composite gaskets and more oil resistant than conventional silicones. Sold in 80 ml. tubes, 300 ml. cartridges and 190 ml. aerosol cans.



| Description | Temperature Range | 80 ml. Tube Part No. | 300 ml. Cartridge Part No. | 190 ml. Aerosol Can Part No. |
|----------------------|-------------------|----------------------|----------------------------|------------------------------|
| RTV 587 Blue | -75°-500° F. | LOC37465 | - | LOC40462 |
| RTV 5699 Grey | -75°-625° F. | LOC37464 | - | LOC40505 |
| RTV 598 Black | -75°-625° F. | LOC37467 | LOC37518 | LOC40463 |
| RTV 5920 Copper | -75°-700° F. | LOC37466 | - | - |
| RTV Sensor Safe Blue | -65°-500° F. | LOC37461 | - | LOC40482 |
| RTV Sensor Safe Red | -75°-600° F. | LOC37469 | - | LOC40465 |

Ready Gasket

Make leakproof, blowout resistant gaskets in just one minute. Specified on the production lines by GM, Ford and Chrysler, elastomeric rubber gasket maker is sensor safe and outperforms pre-cut gaskets. Sold in 5 oz. cartridge or 190 ml. aerosol can. Temperature range of -75°-450° F.



| Description | 5 Oz. Cartridge Part No. | 190 ml. Aerosol Can Part No. |
|--------------|--------------------------|------------------------------|
| Ready Gasket | LOC37512 | LOC40480 |

Anaerobic Gasket Makers

Flexible gasket material eliminates performed, pre-cut, paper and cork gaskets. Ideal for water pumps, thermostat housings, transmissions pans, etc. Gasket Maker 515 is designed for rigid, machined surfaces with less than .015" gap, while the Gasket Marker 518 is for use on flanged mating surfaces with gaps up to .050". Sold in 50 ml. tubes.

| Part No. | Description |
|----------|------------------------------------|
| LOC38655 |Gasket Maker 515, 50 ml. Tube |
| LOC37394 |Gasket Maker 518, 50 ml. Tube |



Aviation Gasket Sealant LOC1525607

Non-hardening brushtop gasket dressing resists gasoline, oil and grease, and is designed for close-fitting machined surfaces, sealing hoses and solid gaskets. Sold in a 16 oz. brushtop can.



Anti-Seize Lubricant LOC38650

Copper anti-seize and thread lubricant is used to prevent seizing, corrosion and galling under high temperatures. Ideal for spark plug threads installed in aluminum heads, exhaust components and bolts, etc. Sold in a 8 oz. brushtop can.





DXI Pro Wireless Computerscales

Scales have memory and display all wheels and partial weights. Compact control box has a wireless receiver, and transmitters are built into each pad, eliminating external antennas or modules. Choose single or dual load cell pad systems. Dual load cells offer a more rigid platform. Systems include dead flat, CNC-machined pads and a roll-around cart.

| Part No. | Description |
|----------|---|
| LON72701 |Basic Wireless With No Case |
| LON72711 |DXI Pro Wireless Computerscales, Single Load Cell Pads |
| LON72725 |DXI Pro Wireless Computerscales, Dual Load Cell Pads |



DXI Vision Professional Model Computerscales

System can display all wheel weights on individual screens, and partial weights and percentages simultaneously on a four-line display. Memory can be used to compare weights. Choose standard, single load cell pads, or dual load cell pads with a more rigid platform and reduced deflection. Systems include dead flat, CNC-machined scale pads, heavy duty yellow cables with billet AN connectors and gold plated contacts, and heavy duty carrying case.



| Part No. | Description |
|----------|--|
| LON72609 |DXI Vision Professional Model Computerscales, Single Load Cell Pads |
| LON72652 |DXI Vision Professional Model Computerscales, Dual Load Cell Pads |

DXI Vision Semi-Pro Model Computerscales LON72601

A step-up from economy units, Semi-Pro system will display all wheel weights, partial weights and percentages at the same time. Heavy duty red cables with AN connectors, dead flat, CNC-machined scale pads and black plastic carrying case are included.



AccuSet II Computerscales **NEW!**

New, improved AccuSet II Computerscales feature a slanted display for easier reading. Simple to set-up and use; push a single button for all four wheel weights and cross weight, and push a second button for all partial percentages. Sold complete with satin finished LMF (Liquid Metal Forging) scale pads, heavy duty red HiFlex cables with billet AN connectors, and heavy duty silver carrying case. Covered by a 2-year limited warranty.

| Part No. | Description |
|----------|---|
| LON72582 |AccuSet II Computerscales, 12" x 12" Scale Pads, 1,100 Lbs. Capacity |
| LON72593 |AccuSet II Computerscales, 15" x 15" Scale Pads, 1,500 Lbs. Capacity |



Scale Cart LON72304

New, improved portable cart offers convenient storage of computer scales in the garage or at the track and holds control box at the proper height for easy viewing. Lid closes, securing pads and contents.




Individual Scale Pad Levelers LON72900

Easily level a complete scale system in just minutes for an accurate set-up anywhere. Fits any Computerscale pad. Set of four.




Billet Aluminum Roll-Off Levelers LON72914

Roll-Off Levelers allows rolling race car off of the scale pads and then back on to eliminate the possibility of tire bind or side loads for more consistent scale readings. Billet construction levelers deliver increased rigidity when compared to traditional formed aluminum units. Designed for 2-1/2" scale pads, levelers include six swivel adjusters for accurate set-ups. Sold in sets of four.



Extended Length Screw-In Swivel Feet LON72898 **NEW!**

Used on scale pad and roll-off levelers, replacement swivel feet feature 1/2"-13 threads extended to 8" long for increased adjustment capability. Sold in packages of two.



Bump Steer Gauge


The quickest and most accurate way to measure critical bump steer. One precise dial indicator shows the exact amount of bump steer instantly. No need to subtract one reading from the other. Includes wheel plate with holes for most applications, frame/stand, and dial indicator. Height is now adjustable.

| Part No. | Description |
|----------|--|
| LON79000 |Bump Steer Gauge |
| LON79120 |Bump Steer Gauge, Wilwood Snap In Cap |
| LON79121 |Wilwood Snap Cap Retro-Fit Kit |



Aluminum Turn Plates LON79800

Check Ackermann and other steering related settings with outstanding accuracy. Lightweight design reads to 1/2° and is free floating in two directions for no bind. Can be zeroed with the car in place. Pair. Use with LON79750 spacers.





Caster/Camber Gauge

Assures accurate front end set-ups without having to use turn plates. Gauge measures camber to $\pm 6^\circ$ and caster to $+12^\circ$ to -4° . Gauge is accurate to within $1/4^\circ$. Includes foam-lined carrying case. Spindle adapters may be purchased separately.

| Part No. | Description |
|----------|----------------------------------|
| LON78250 | Gauge and Case Only - No Adapter |
| LON78260 | Gauge, Case and Magnetic Adapter |

Adapters For Caster/Camber Gauge

| | |
|----------|--------------------------------------|
| LON78405 | Wide 5 Spindle, Howe 5 x 5, 1-13/16" |
| LON78410 | Factory GM, 3/4" -20 |
| LON78422 | Replacement Magnetic Adapter |



Digital Caster/Camber Gauge

LON78290

Accurate Digital Caster Camber Gauge reads up to $1/10^\circ$, yet is affordable for any serious race team. The incorporated AccuLevel may also be removed and used as a separate angle finder. Sold with Super Magnetic Adapter and a metal carrying case.



Billet Caster/Camber Gauge LON78272

Gauge displays camber to $\pm 9^\circ$ and caster from $+12^\circ$ to -4° . Accurate to within $1/4^\circ$. Super Magnet provides a stronger pull and dead flat surface. Includes magnetic adapter and metal carrying case.



QuickSet Digital Caster/Camber Gauge LON78295


QuickSet, Dunlop style caster/camber gauge is the quickest way to check front end alignment. Simply hold it against the rim for easy, accurate readings. CNC-machined, billet aluminum gauge three-point design folds easily for storage. Includes carrying case.



Roller Stagger Gauge

LON50846 *NEW!*

Stagger gauge incorporates a single roller to allow easier, more accurate measurements. Manufactured from rigid, $3/8"$ thick T6 billet aluminum, stagger gauge includes two scales, which allow it to be used on the car, or on the ground.



Toe Plates


LON79500

Rest plates against the tire on each side and use a tape measure. Two tape measures included.



Toe-In Bar LON79622 *NEW!*

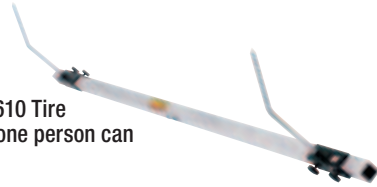
One person can perform toe measurements more quickly and easily. Similar to Longacre #79620, but this new model requires no scribe line and measures to the outside of the tire. Slide the rod against the tire and measure toe to within $1/16"$. Toe-in bar is constructed from billet aluminum and features small wheels, allowing it to easily slide underneath the car. Suitable for use on wide track cars including Corvettes, etc.



Toe-In Gauge

LON79620

When used with the LON79610 Tire Scribe (available separately) one person can accurately set toe-in.



Billet Aluminum Tire Scribe


LON79610

Designed for use with LON79620 Toe-In Gauge, Tire Scribe makes a true running line on the face of the tire. Rigid, billet aluminum scribe is spring loaded for easy, one person use.



Tire Tape LON50870

Tape is $1/4"$ wide x 10' long.



Memory Tire Pyrometers

Longacre standard and deluxe pyrometers record and display 12 tire temperatures at the same time and store 10 complete sets of temperatures with recall. Deluxe version will compute average tire temperatures for each tire, and features a backlite display with automatic shut-off and a 4-car, 75 lap memory stopwatch. The deluxe pyrometer can start recording tire temperatures at any corner. The standard unit must start at the right front tire.



| Part No. | Description |
|----------|--------------------|
| LON50682 | Standard Pyrometer |
| LON50690 | Deluxe Pyrometer |

Infrared Laser Pyrometers

Laser-sighted pyrometers deliver instant response and non-contact temperatures. Units hold readings longer than previous units.

| Part No. | Description |
|----------|-------------|
| LON50612 | To 600°F. |
| LON50614 | To 1000°F. |



Deluxe Digital Pyrometer

LON50640

Performs instant temperature readings from 0-2,000°F. and holds the highest temperature attained. Compare temperatures with the press of a button. Includes foam lined case.



Valve Core Tools

Replace valve cores quickly. Deluxe aluminum tool stores valve cores in the handle (three cores included). Compact tool may be attached to a key chain.

| Part No. | Description |
|----------|-------------------------|
| LON50270 | Deluxe Valve Core Tool |
| LON50272 | Compact Valve Core Tool |





Durometer And Tread Depth Gauge

Durometer (LON50540) and tread depth gauge (LON50560) in one convenient carrying case. Also available separately, durometer precisely keeps track of tire hardness, while tread depth gauge is accurate up to 1/128".

- | Part No. | Description |
|----------|---|
| LON50555 | Durometer And Tread Depth Gauge, Includes Carrying Case |
| LON50540 | Durometer |
| LON50542 | Durometer, Includes Carrying Case |
| LON50560 | Tread Depth Gauge |



Digital Durometer **LON50547 NEW!**


Easy-to-use and easy-to-read tire durometer measures tire hardness, featuring a digital readout. Tester uses a straight edge on base to "rock" durometer for more consistent results, while the non-slip coating offers an improved grip. Accurate up to .5 (Shore "A" scale). Sold complete with silver storage case.



Tire Reliefs

Tire reliefs relieve heat-caused pressure build-up during a race, preventing critical changes in stagger and weight distribution. Aluminum Tire reliefs will not affect wheel balance. Sold in sets of four.

- | Part No. | Description |
|----------|---------------------------------|
| LON50000 | Adjustable Tire Relief 3-40 PSI |
| LON50240 | Quick Change Adapter |
| LON50290 | Tire Relief Setting Tool |



Tire Relief Kit **LON50100**

Pro-Team Tire Relief Kit has 12 sealing adapters, six relief valves with covers, setting tool, inflation adapter and carrying case.



High Temp Valve Stem QC Grommets **LON50301**

Manufactured from silicon, valve stem grommets can withstand up to 400° F. Sold in packs of four.



Quick Fill Tire Gauges

Connect an air line to the Quick Fill Gauge and press the lever to fill tires twice as fast. Gauges feature glow-in-the-dark faces and bleed buttons.

- | Part No. | Description |
|----------|-------------|
| LON50406 | 0-60 PSI |
| LON50426 | 0-30 PSI |



Portable Air Tank With Filler Tire Gauge **LON50314**

Save precious time topping off tire pressures. Ultra lightweight stainless steel air tank holds enough air to top off four tires and the inlet valve allows tank filling in less than 15 seconds. Tank has a 0-60 PSI, Quick Fill tire gauge with ball chuck.



Standard Tire Gauges

Easy-to-read, 2" dial-type gauges have 14" hoses, air release buttons, and rubber gauge bumpers to prevent damage. Choose white or glow-in-the-dark background.

| White Part No. | Glow-In-The-Dark Part No. | Description |
|----------------|---------------------------|--------------------------------|
| LON50400 | LON50401 | 0-60 PSI In 1 lb. Increments |
| LON50420 | LON50421 | 0-30 PSI In 1/2 lb. Increments |
| LON50450 | LON50451 | 0-15 PSI In 1/4 lb. Increments |



Deluxe Tire Gauges

Deluxe Tire Gauges with 2-1/2" glow-in-the-dark dials are fitted with high flow button air releases to hold pressure until released, ultra-flexible hoses, swivel chucks, and rubber gauge bumpers. New gauge dampers give more accurate readings and extend gauge life.

- | Part No. | Description |
|----------|--------------------------------|
| LON50402 | 0-60 PSI In 1 lb. Increments |
| LON50422 | 0-30 PSI In 1/2 lb. Increments |
| LON50452 | 0-15 PSI In 1/4 lb. Increments |
| LON50518 | Foam Lined Hard Case |



Magnum Tire Gauges

3-1/2" glow-in-the-dark gauges include hi-flow release buttons, swivel ball or angled chucks, internal gauge dampers for more accurate readings, 17" ultra flexible hoses, and silver case.

| Ball Chuck Part No. | Angled Chuck Part No. | Description |
|---------------------|-----------------------|------------------------------|
| LON50455 | LON50463 | 0-15 PSI, 1/4 Lb. Increments |
| LON50424 | - | 0-30 PSI, 1/2 Lb. Increments |
| LON50404 | LON50414 | 0-60 PSI, 1 Lb. Increments |



Liquid-Filled Tire Gauges

Gauges have pressure equalizer buttons to eliminate pressure differences, a 2-1/2" diameter, glow-in-the-dark face with protective bumper and a 17" hose with swivel chuck.

- | Part No. | Description |
|----------|--------------------------------|
| LON50403 | 0-60 PSI In 1 lb. Increments |
| LON50423 | 0-30 PSI In 1/2 lb. Increments |
| LON50435 | 0-15 PSI In 1/4 lb. Increments |



Digital Series Tire Gauges

Accurate and easy to read. Gauges include back lights, air release buttons, external gauge bumpers and are available with angle or ball chuck. Case is included.

- | Part No. | Description |
|----------|--|
| LON50347 | 0-100 PSI, Economy Model, Ball Chuck NEW! |
| LON50353 | 0-25 PSI, Angle Chuck |
| LON50355 | 0-60 PSI, Ball Chuck |
| LON50356 | 0-60 PSI, Angle Chuck |
| LON50358 | 0-125 PSI, Angle Chuck |



Ultimate Tire Pressure Gauge **LON50365 NEW!**

Ultimate tire pressure gauge combines the benefits of a large, easy-to-read digital readout with accuracy to .1 PSI. State-of-the-art gauge includes the ability to save and store all four tire pressures on the display. Gauge has an angle chuck, is backlit for night use, and a three-button air release provides quicker pressure settings. Sold complete with storage case.





Hot Lap (In-Car Timing System)

LON21710

An infrared transmitter mounted at track side automatically triggers the In-Car Timer with 100% accuracy each and every lap. Transmitter works as far away as 60 feet. Includes display, receiver, transmitter, harness and instructions.



Two-Car Stopwatch Clipboard

Aluminum clipboard includes two dual-memory Robic stopwatches which display average MPH and lap count. Lap time and chassis sheets are also available.

Part No. Description
 LON22318Two-Car Stopwatch Clipboard
 LON22525Lap Timing/Race Scoring, 2 Pads/50 Sheets Each
 LON22528Chassis Set-Up/Tire Chart, 2 Pads/50 Sheets Each



AccuTech™

Memory Stopwatch LON22163

Stopwatch offers crisp, one-button activation and a 10-lap memory. Auto shut-off prolongs battery life.



Air Density Gauge LON50888

Make accurate jet changes by monitoring air density percentage. Precision gauge includes case and jetting chart.



Race Car Covers

Heat reflective silver covers are cut to fit race cars. Soft liner won't scratch paint. Zippered window offers access without cover removal.

Part No. Description
 LON11150Pavement Late Model
 LON11152Dirt Late Model
 LON11154Open Wheel Modified
 LON11156Cockpit Cover



AccuTech™ Sportsman Gauges

Economical, steel-cased gauges have CNC-machined brass gears, industry standard mechanisms and viscous pointers for accurate readings. Back lighting kit and fittings are included.

Part No. Description
 LON46505Fuel Pressure, 0-15 PSI
 LON46510Oil Pressure, 0-100 PSI
 LON46515Water Temperature, 100°-280°F.
 LON46520Oil Temperature, 100°-340°F.



AccuTech™

5" Dia. 10,000 RPM Recall Tachometer LON44385

Large, 5" diameter quick response, quick recall tachometer has a lightweight aluminum case that matches AccuTech gauges. May be panel mounted using the U-clamp which is included.



Digital Memory Tachometer LON44391

Digital tachometers are extremely accurate and have high RPM warning light and easy recalls. Weigh only 1-1/2 ozs.

Part No. Description
 LON443910-10,000 RPM Tachometer
 LON444020-19,000 RPM Tachometer, Ideal For Quarter Midgets **NEW**



Gauge Panels

Longacre panels are completely assembled, wired and ready for quick installation in any race car. Available with Accutech Sportsman 2-5/8" dia. gauges, all aluminum gauges and lightweight panels are up to 40% lighter than standard gauge panels. Includes warning lights. Choose from standard or Weatherproof gauge panels, which include a special polyurethane coating to deliver protection from dirt, moisture and the elements.



| Description | Standard Part No. | Weatherproof Part No. |
|---|-------------------|-----------------------|
| 2-Gauge Panel, Oil Press./Water Temp. | LON44412 | LON44432 |
| 3-Gauge Panel, Oil Press./Water Temp./Oil Temp. | LON44414 | LON44434 |
| 3-Gauge Panel, Oil Press./Water Temp./Fuel Press. | LON44416 | LON44436 |
| 4-Gauge Panel, Oil Press./Water Temp./Oil Temp./Fuel Press. | LON44418 | LON44438 |
| Tachometer and 2-Gauge Panel, Oil Press./Water Temp. | LON44452 | - |

Replacement Gauge Panel Warning Light Lenses

| Part No. | Description | Part No. | Description |
|----------|-------------|----------|-------------|
| LON41801 | Clear | LON41804 | Green |
| LON41802 | Red | LON41805 | Blue |
| LON41803 | Amber | | |



Gagelites Engine Warning Light Systems

A bright indicator light warns of something wrong, and helps save expensive engine parts. Kits include sender, light, wire, terminals and fittings.

| Sender Part No. | Kit Part No. | Description | Pipe Thread Size |
|-----------------|--------------|------------------------------|------------------|
| LON43080 | LON40000 | 20 PSI Low Oil Press. | 1/8" NPT |
| LON43000 | LON40100 | 15-50 PSI Adj. Oil Press. | 1/8" NPT |
| LON43241 | LON40141 | Low Water Press. | 1/8", 1/4" NPT |
| LON43250 | LON40150 | 230° High Water Temp. | 1/2" NPT |
| LON43252 | LON40152 | 230° High Water Temp. | 3/8" NPT |
| LON43300 | - | 250° High Water Temp. | 1/2" NPT |
| LON43350 | LON40350 | 270° High Oil Temp. | 1/2" NPT |
| LON43020 | LON40250 | 2-7 PSI Adj. Low Fuel Press. | 1/8" NPT |
| LON43021 | - | 4 PSI Low Fuel Press. | 1/8" NPT |

Low Oil Pressure Ignition Shut-Off Switch LON43600

If oil pressure drops below 12 PSI, ignition shuts down and engine cannot start until pressure is back up. Prevents engine damage. Use with momentary toggle switch LON45462.





Switch Panels

Longacre Switch Panels are assembled and wired using the same color code as the Longacre gauge panels for an easy to understand, professional installation. Longacre ignition switches are heavy duty 12 volt, 40 amp capacity. Choose from lightweight aluminum or carbon fiber panels with aircraft-style safety switch, standard toggle with non-hardening silicone rubber weatherproof switch cover, or fully weatherproof toggle switch, which features a special polyurethane coating to isolate the unit from dirt, moisture and the elements.

Part No. Description

Aluminum Switch Panels With Aircraft-Style Safety Switch Covers

LON44601Ignition Switch And Starter Button
 LON44611Ignition Switch, Starter Button And Pilot Light
 LON44661Ignition Switch, Starter Button, Access. Switch And Pilot Lights
 LON44671Ignition Switch, Starter Button And Accessory Switch

Aluminum Switch Panels With Silicone Rubber Weatherproof Switch Covers

LON44751Four Heavy Duty Switches With Pilot Lights
 LON44801Ignition Switch And Starter Button
 LON44831Ignition Switch, Starter Button And Pilot Light
 LON44881Ignition Switch, Starter Button, 2 Access. Switches And Pilot Lights

Aluminum Switch Panels With Weatherproofing

LON44672Ignition Switch, Starter Button And Accessory Switch
 LON44802Ignition Switch And Starter Button

Carbon Fiber Switch Panels With Aircraft-Style Safety Switch Covers

LON44535Ignition Switch, Starter Button, 2 Access. Switches And Pilot Lights

Heavy Duty 40 Amp Switches

Switches have silver plated contacts, solid brass mechanisms and tough phenolic bodies. Choose from standard or weatherproof switches. Weatherproof switches are well suited to the rigors of dirt oval track applications.



| Description | Standard Part No. | Weatherproof Part No. |
|--|-------------------|-----------------------|
| Ignition Switch With Weatherproof Switch Cover (Or Mag Kill Switch) | LON45420 | LON45423 |
| Ignition Switch, Three Terminals | LON45430 | - |
| Starter Button With Weatherproof Rubber Cover | LON45460 | LON45466 |
| Starter Switch, Momentary Toggle With Weatherproof Switch Cover | LON45462 | - |
| Ignition Switch With Aircraft Safety Switch Cover (Or Mag Kill Switch) | LON45470 | - |
| Ignition/Start Combination With Aircraft Safety Switch Cover | LON45490 | - |
| Aircraft Safety Switch Cover Only | LON45370 | - |

Battery Disconnect Switches And Accessories

A positive method to shut down a race car's electrical system. Choose from standard or polyurethane coated weatherproof switches, which are designed to withstand the rigors associated with dirt oval track applications including exposure to dirt, moisture and the elements. Mandated by NASCAR, SCCA and many other sanctioning bodies.



Part No. Description

LON45748Economy Battery Disconnect Switch
 LON45750Battery Disconnect Switch Only, Cars Without Alternator
 LON45753Battery Disconnect Switch Only, Cars Without Alternator, Weatherproof
 LON45761Battery Disconnect Switch and Panel, Cars Without Alternator
 LON45780Battery Disconnect Switch Only, Cars With Alternator
 LON45785Battery Disconnect Switch and Panel, Cars With Alternator

Related Accessories

LON45700Battery Thru Panel, Allows Running Battery Cable Thru Firewall
 LON45720Battery Jumper Post, Positive With Red Cover
 LON45740Battery Jumper Post, Negative With Black Cover

Heavy Duty 12 Ga. Wiring Harness

LON44930

Wire a race car in less than 10 minutes! Plugs into any Longacre switch panel. Has all the basic color coded connections: power in, start, ignition, accessory (night lights, etc.). Ready to install. Wiring color code also matches Longacre dash panels for a professional looking job.



Aluminized Insulation Cloth LON64150

Well suited to firewall, floorboards, etc. Special 58" x 24" cloth is aluminized on one side to reflect heat, silicone coated on the other. Cuts easily with scissors.



Door Bar Padding Kit LON65130

High density, fire resistant pad protects the driver's left elbow, arm, hand and wrist. Quickly mounts with adjustable, molded-in straps.



High Density Roll Bar Padding

Padding provides maximum energy absorption and uses a pre-tape adhesive for installation. Fits 1-1/2" to 1-3/4" tubing, and is available in conventional or streamlined "mini" style (improves line of sight and reduces blind spots). Offered in black or red, 3' lengths.

Part No. Description

LON65162Roll Bar Padding, Black, 3'
 LON65182 "Mini" Roll Bar Padding, Black, 3'
 LON65184 "Mini" Roll Bar Padding, Red, 3'





Smooth Grip Steering Wheels

Longacre offers a variety of aluminum or steel spoked steering wheels with smooth black, blue or red grips.

| Part No. | Description |
|--|-------------------------------|
| Aluminum Spoked Steering Wheels | |
| LON56801 |15" Black Steering Wheel |
| LON56803 |15" Blue Steering Wheel |
| LON56805 |15" Red Steering Wheel |
| LON56811 |17" Black Steering Wheel |
| Steel Spoked Steering Wheels | |
| LON56841 |15" Black Steering Wheel |
| LON56851 |17" Black Steering Wheel |



LON56801

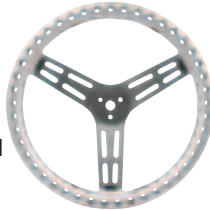
Bump Grip 15" Steering Wheel LON56820

Bump grip design, 15" dia. black steering wheel includes lightweight, anodized aluminum spokes.



Ultra Lightweight Uncoated Aluminum Steering Wheel LON56837

The 15" dished steering wheel has been drilled and is roughly 1/3 the weight of standard units. Shot peened rim and holes provide increased grip.



Steering Wheel Nose Pads


Offered in traditional round, or new high density padded triangular design, nose pads are required by most sanctioning bodies and race tracks.

| Part No. | Description |
|----------|---|
| LON56890 |High Density Steering Wheel Nose Pad, Triangular |
| LON56899 |Steering Wheel Nose Pad, Round |



Spline Hub Steering Quick Disconnect LON56605

Spline hub design offers better steering control. Includes aluminum hub with pull ring release and double safety grooves. Welds to 3/4" dia. shaft.



Wide Angle Mirrors

Mirrors provide driver with a wide field of vision and mount simply to roll cage tubing. Purchase mirrors separately, or in kit form, complete with lightweight aluminum mounting brackets.

| Part No. | Description |
|----------|--|
| LON22530 |17" Mirror Kit, Mounts To 1-3/4" Dia. Tubing, Adjusts 1/2"-2-1/2" |
| LON22534 |14" Mirror Kit, Mounts To 1-3/4" Dia. Tubing, Adjusts 1/2"-2-1/2" |
| LON22535 |14" Mirror Kit, Mounts To 1-1/2" Dia. Tubing, Adjusts 1/2"-2-1/2" |
| LON22538 |1-3/4" Dia. Mounting Bracket, Adjusts 1/2"-2-1/2", Pair |
| LON22539 |1-1/2" Dia. Mounting Bracket, Adjusts 1/2"-2-1/2", Pair |
| LON22540 |1-3/4" Dia. Mounting Bracket, Adjusts 2"-5-1/2", Pair |
| LON22544 |14" Wide Mirror Only |
| LON22547 |17" Wide Mirror Only |



3-3/4" Dia. Spot Mirror

Designed to mount on the driver's or passenger's side of the race car as a side view mirror. Fully adjustable, 3-3/4" dia. mirror bolts to roll cage tubing.



| Part No. | Description |
|----------|--|
| LON22548 |Spot Mirror, Mounts To 1-3/4" Dia. Tubing |
| LON22549 |Spot Mirror, Mounts To 1-1/2" Dia. Tubing |

Brake Pressure Gauges

Braking balance has a major effect on handling. See what balance is with this panel. Includes two heavy-duty 1500 PSI hydraulic gauges and adapter fittings with bleeders.

| Part No. | Description |
|----------|--|
| LON44126 |Mini Gauge Panel, 1-1/2" Gauges |
| LON44136 |Standard Gauge Panel, 2-1/2" Gauges |



Brake Pressure Kit LON44145

Check front-to-rear brake pressures and set brake bias for best performance. Kit includes two pressure gauges in a foam-lined silver case.



Complete Brake Line Kits

All of the lines and fittings required to install brake lines on virtually any race car including four stainless braided lines in -3AN or -4AN, 18 pre-flared 3/16" steel brake lines, four LON45290 chassis tabs, nine Adel clamps and a full assortment of brake fittings and tees.



| Part No. | Description |
|----------|-------------|
|----------|-------------|

| | |
|----------|--------------------------|
| LON45215 |-3AN Brake Line Kit |
| LON45216 |-4AN Brake Line Kit |

Popular Caliper Fittings

| | |
|----------|---|
| LON45220 |Long Leg Caliper Fitting, 1/8" NPT To -4AN |
| LON45230 |90° 1/8" NPT To -4AN |
| LON45233 |90° 1/8" NPT To -3AN |



Individual Bulkhead Fittings And Frame Tabs

| Part No. | Description |
|----------|---|
| LON45263 |-3AN Bulkhead Fitting Only, Sold Individually |
| LON45273 |-4AN Bulkhead Fitting Only, Sold Individually |
| LON45286 |-3AN Bulkhead Fitting And Frame Tab, Sold Individually |
| LON45288 |-4AN Bulkhead Fitting And Frame Tab, Sold Individually |



Digital Shock Inflator

Shock inflator has a digital 0-300 PSI gauge and an extra long hose to allow filling shocks on car. Inflator connects directly to nitrogen line, filling and bleeding shocks quickly. A special chuck prevents pressure loss and inaccurate settings.

| Part No. | Description |
|----------|---|
| LON50473 |Digital Shock Inflator |
| LON50483 |Digital Shock Inflator, Less Fill Hose |
| LON50493 |Basic Shock Inflator, Less Fill Hose |





Carb Linkage Kits



Kits include rod ends, anodized aircraft aluminum tube, Holley carb bushing, return springs, bolts and nuts. Bend to clear air cleaner, cut to length and thread one end (requires 1/4"-28 tap). Offered in two lengths.

| Part No. | Description |
|----------|---------------------------|
| LON32700 | Carb Linkage Kit, 23-1/4" |
| LON32702 | Carb Linkage Kit, 28-1/2" |

Deluxe Carburetor Linkage Kit LON32720



Short linkage kit is designed for use with low profile air cleaners. Kit includes linkage rod, carburetor bracket, adjustable throttle stop, rod ends, throttle return springs, and hardware to connect accelerator pedal to throttle.

Throttle Return Spring Bracket Kit LON32710

Kit, engineered for use with low profile air cleaners, includes lightweight aluminum bracket, springs, Holley carb bushing, and miscellaneous hardware.



Throttle Stop Brackets

Lightweight aluminum bracket prevents broken or bent throttle linkage. Fully adjustable.

| Part No. | Description |
|----------|-------------------------|
| LON32730 | Holley 4BBL, Adjustable |
| LON32732 | Holley 2BBL, Adjustable |



Aluminum Air Cleaner Stud

Kit contains aluminum carb stud, thumb screw and air cleaner lid mount. Jam nut and mounting nut go under air cleaner lid so thumb screw can be tightened without smashing element.

| Part No. | Description |
|----------|---------------------------|
| LON32750 | 5/16" Carb Thread, Holley |
| LON32752 | 1/4" Carb Thread, Others |



Oil/Fuel Pressure Lines

-4AN braided stainless steel with ends installed will connect oil or fuel pressure gauge to engine. Includes 1/8" NPT fitting to -4 adapter.

| Part No. | Description |
|----------|----------------|
| LON45020 | 24" Gauge Line |
| LON45030 | 36" Gauge Line |
| LON45040 | 48" Gauge Line |



Hydraulic Clutch Line Kit LON28050

Stainless steel braided line kit joins clutch master cylinder to the slave cylinder. Includes required fittings for most popular applications.



Spring Rubbers

Fine tune spring rate for the perfect set-up during pit stops or practice. Used by many NASCAR Cup teams. Spring rubbers are offered for conventional 5"/5.5" coils, standard coil-overs and large spacing coil-overs for big bar/soft spring chassis set-ups.

| Part No. | Description |
|---------------------------------|---------------|
| Coil-Over Spring Rubbers | |
| LON61005 | Yellow 5-Soft |
| LON61010 | Clear 10 |
| LON61015 | Orange 15 |
| LON61040 | Red 40 |
| LON61050 | Blue 50 |
| LON61070 | Black 70-Hard |

Big Bar/Soft Spring Coil-Over Spring Rubbers

| | |
|----------|-------------|
| LON61016 | Orange-Soft |
| LON61041 | Red-Medium |
| LON61051 | Blue-Hard |

5"/5.5" Spring Rubbers


| | |
|----------|-------------|
| LON61140 | Red-Soft |
| LON61150 | Blue-Medium |
| LON61170 | Black-Hard |



Aluminum Spoiler Braces

Neat, aluminum braces with Heim ends bolt on easily and ease spoiler angle adjustment.

| Part No. | Description |
|----------|--|
| LON23705 | 5" Aluminum Spoiler Brace |
| LON23706 | 6" Aluminum Spoiler Brace |
| LON23708 | 8" Aluminum Spoiler Brace |
| LON23702 | Backing Disc For Spoiler Brace, 4 Pcs. |



Fender Support Kit LON23720

Lightweight, flexible supports are break-resistant and include hardware. Sold in pairs.



24 Volt Pit Impact Gun

No more air hoses to tote or trip over. True portable, battery-powered 24 volt impact gun has a high torque, 1/2" drive that spins lug nuts off or on easily. Long lasting battery provides extended usage.

| Part No. | Description |
|----------|---|
| LON68602 | Impact Gun With (1) Battery And Fast Charger |
| LON68604 | Impact Gun With (2) Batteries And Fast Charger |
| LON68610 | (2) Impact Guns With (3) Batteries And Fast Charger |
| LON68618 | Replacement Battery |
| LON68620 | Replacement Battery Charger |



Oil Filter Cutter LON77750

Rigidly constructed billet aluminum, easy-to-use tool quickly cuts open oil filters for inspection to spot potential engine problems.



Engine Leakdown Tester LON73010

Verify piston ring, head gasket and valve condition. Easy-to-use tool includes fitting and hose assembly to test most engines.





Heavy Duty Oil Stabilizer

Stabilizer is formulated to eliminate dry starts, resist thermal breakdown and reduce smoke, leaks, knocks and blow-by. May also be used in transmissions, differentials and transfer cases to reduce heat and noise. Sold in one quart bottles, one gallon containers or in cases.

| 1 Quart Bottle | 12 Quarts (1 Case) | 1 Gallon Container | (4) 1 Gallon Containers |
|----------------|--------------------|--------------------|-------------------------|
| LUC10001 | LUC10001-12 | LUC10002 | LUC10002-4 |

Pure Synthetic Oil Stabilizer

Originally designed for racing use with synthetic oil, stabilizer reduces frictional heat and wear in engines, transmissions and differentials for increased horsepower and fuel mileage. Sold in one quart bottles or in cases.

| 1 Quart Bottle | 12 Quarts (1 Case) |
|----------------|--------------------|
| LUC10130 | LUC10130-12 |

20/50, And 50 Plus Racing Oils

Super slick high performance lubricants, for racing or heavy duty engines, reduce friction and increase horsepower. Anti-foam agents protect against wear and scuffing and a protective film assures a "wet" start every time. Especially resistant to breakdown caused by alcohol contamination. Sold in one quart bottles, one gallon containers, 2-1/2 gallon containers, or in cases.

| Description | 1 Quart Bottle | (6) Quarts (1 Case) | 1 Gallon Container |
|-------------|----------------|---------------------|--------------------|
| 50 Plus | LUC10044 | LUC10044-6 | - |
| 20/50 Plus* | LUC10252 | LUC10252-6 | - |

| Description | (2) 1 Gallon Containers | 2-1/2 Gallon Container | (2) 2-1/2 Gallon Containers |
|-------------|-------------------------|------------------------|-----------------------------|
| 50 Plus | - | LUC10094 | LUC10094-2 |
| 20/50 Plus* | - | LUC10256 | LUC10256-2 |

*API certified

Synthetic Oils

A formulation of top quality synthetic bases and exclusive, high performance additives delivers extra protection, reduced drag, better fuel mileage and more horsepower for racing use. Sold in one quart bottles or in cases.

| Description | 1 Quart Bottle | (6) Quarts (1 Case) |
|-------------|----------------|---------------------|
| 0W-30 | LUC10179 | LUC10179-6 |
| 5W-20* | LUC10082 | LUC10082-6 |
| 5W-30* | LUC10049 | LUC10049-6 |
| 10W-30* | LUC10050 | LUC10050-6 |
| 20W-50 | LUC10054 | LUC10054-6 |

*API certified

Engine Break-In Oil Additive

Specially formulated with increased levels of zinc, oil additive protects camshafts, lifters and valve train components during critical break-in period. May also be used to prevent premature engine wear. Sold in 16 oz. bottle or in cases.

| (1) 16 Oz. Bottle | (12) 16 Oz. Bottles (1 Case) |
|-------------------|------------------------------|
| LUC10063 | LUC10063-12 |

Assembly Lube *NEW!*

Use as an initial lubricant for metal surfaces. It mixes with oil and will not plug filters. Clings to all surfaces and is an excellent rust inhibitor, especially for items in long-term storage. Use whenever torque or tension are applied. Sold in 4 or 8 oz. bottles.

| 4 Oz. Bottle Part No. | 8 Oz. Bottle Part No. | Case/(12) 8 Oz. Bottles Part No. |
|-----------------------|-----------------------|----------------------------------|
| LUC10152 | LUC10153 | LUC10153-12 |



Transmission Fix LUC10009

A blend of thermally-stable petroleum extracts formulated to seal leaks and prevent slippage and rough shifts in auto or manual transmissions. 24 oz. bottle.

| 24 Oz. Bottle | (12) 24 Oz. Bottles (1 Case) |
|---------------|------------------------------|
| LUC10009 | LUC10009-12 |

Sure-Shift Semi-Synthetic Automatic Transmission Fluid

Quality base stocks, blended with synthetics, detergents and anti-wear agents for longer life and less friction. Sold in one quart bottles.

| 1 Quart Bottle | 12 Quarts (1 Case) |
|----------------|--------------------|
| LUC10052 | LUC10052-6 |

80/90 And 85/140 Plus Gear Oils

Formulated with anti-wear and anti-seize agents to lengthen component life. 85/140 Plus Gear Oil is recommended for stopping leaks and reducing lash in worn gear sets. Sold in one quart bottles, one gallon containers, or in cases.

| Description | 1 Quart Bottle | 12 Quarts (1 Case) | 1 Gallon Container | (4) 1 Gallon Containers |
|-------------|----------------|--------------------|--------------------|-------------------------|
| 80/90 | LUC10043 | LUC10043-12 | LUC10046 | LUC10046-4 |
| 85/140 Plus | LUC10042 | LUC10042-12 | LUC10045 | LUC10045-4 |

75/90 And 75/140 Synthetic Gear Oils

Pure Synthetic, non-foaming Gear Oils with additives to resist "squeezing out" under extreme pressure. Formulated specifically for high performance or heavy duty use. Sold in one quart bottles, one gallon containers or in cases.

| Description | 1 Quart Bottle | 12 Quarts (1 Case) | 1 Gallon Container | (4) 1 Gallon Containers |
|-------------|----------------|--------------------|--------------------|-------------------------|
| 75/90 | LUC10047 | LUC10047-12 | LUC10048 | LUC10048-4 |
| 75/140 | LUC10121 | LUC10121-12 | LUC10122 | LUC10122-4 |

X-Tra Heavy Duty Grease

Sheer, stable lubricant has exceptional extreme pressure and water resistance. Exceeds OE "Lube For Life" specifications. Sold in 1 lb. tubs or in cases.

| 1 Lb. Tub | (12) 1 Lb. Tub (1 Case) |
|-----------|-------------------------|
| LUC10330 | LUC10330-12 |

Red "N" Tacky Grease

Red, tacky lithium 12-OH Grease, with rust and oxidation inhibitors and extreme pressure additives, will withstand heavy loads. Sold in a 14.5 oz. cartridge or in cases.

| 14.5 Oz. Cartridge | (30) 14.5 Oz. Cartridge (1 Case) |
|--------------------|----------------------------------|
| LUC10005 | LUC10005-30 |

Slick Mist

Slick Mist is a polymer paint gloss intensifier, which can also be used on glass, chrome and vinyl decals. Just spray it on a wet or dry surface and wipe off for a superior shine. Sold in 24 oz. bottle or in cases.

| 24 Oz. Bottle | (12) 24 Oz. Bottle (1 Case) |
|---------------|-----------------------------|
| LUC10160 | LUC10160-12 |

Metal Polish

Cleans, polishes and protects aluminum and other metals. Prolongs and protects the treated surfaces from fading, oxidation or tarnishing. Maximum luster with minimum effort. Does not contain any acids or ammonia. Sold in 16 oz. bottle or in cases.

| 16 Oz. Bottle | (12) 16 Oz. Bottle (1 Case) |
|---------------|-----------------------------|
| LUC10155 | LUC10155-12 |





Oval Track Camshafts

Lunati offers a large selection of hydraulic, solid and roller camshafts for oval track racing. From the street stock to an ARCA car, Lunati has the camshaft to keep any racer ahead of the pack.

| Part No. | Application | RPM Range | Adv. Duration Int./Exh. | Dur. @ .050" Int./Exh. | Valve Lift Int./Exh. | Lobe Separation |
|----------------------------------|--------------------------------|-----------|-------------------------|------------------------|----------------------|-----------------|
| Small Block Chevy 265-400 | | | | | | |
| Hydraulic Camshafts | | | | | | |
| LNT10120935 | Factory Stock, .450" Lift Rule | 2600-6000 | 310°/310° | 236°/236° | .450"/.450" | 106° |
| LNT10120932 | Fair Idle, Good Lift Rule Cam | 2600-6300 | 282°/291° | 232°/236° | .390"/.410" | 106° |
| LNT10120921 | Hobby Stock 2BBL | 3000-6500 | 290°/290° | 240°/240° | .520"/.520" | 106° |
| LNT10120923 | 2BBL Class, 355-377 Cu. In. | 2800-6300 | 285°/290° | 235°/240° | .507"/.520" | 106° |
| Solid Camshafts | | | | | | |
| LNT30120953 | Late Model Stock, 2BBL | 3000-6400 | 288°/290° | 249°/249° | .543"/.507" | 108° |
| LNT30120911 | Hobby Stock Class | 3000-6500 | 290°/296° | 240°/249° | .504"/.508" | 106° |
| LNT30120937 | Good Mid/Upper RPM Horsepower | 3600-7200 | 293°/303° | 254°/264° | .552"/.570" | 106° |
| LNT30120948 | Restricted Engine Cam | 3500-7200 | 293°/298° | 254°/259° | .552"/.561" | 106° |
| LNT30120944 | Lim. Asphalt, Hi-Comp 2BBL | 3600-7000 | 296°/298° | 255°/259° | .525"/.534" | 106° |
| LNT30120945 | Limited Dirt 2BBL | 3800-7000 | 294°/306° | 256°/259° | .552"/.519" | 106° |
| LNT30120950 | Low/Mild Compression | 3800-6500 | 283°/288° | 244°/249° | .530"/.543" | 106° |
| LNT30120917 | 1/4-3/8 Mile 2BBL | 2800-7000 | 278°/282° | 248°/252° | .530"/.541" | 106° |
| LNT30120925 | Lift Rule, 1/4-1/2 Mile | 2800-6800 | 285°/295° | 252°/261° | .525"/.525" | 106° |
| Roller Camshafts | | | | | | |
| LNT40120954 | L.L. Model/350-370 Cu. In. | 3800-7600 | 289°/297° | 256°/264° | .648"/.627" | 106° |
| LNT40120951 | L.L. Model/350-370 Cu. In. | 3800-7600 | 289°/301° | 256°/268° | .648"/.627" | 106° |
| LNT40120921 | Med. Wt. Asphalt/Dirt Car | 3800-7800 | 308°/318° | 258°/268° | .600"/.618" | 106° |
| LNT40120924 | Late Model, 377-406 Cu. In. | 3800-7600 | 301°/309° | 262°/271° | .626"/.626" | 106° |
| LNT40120965 | Outlaw L.M., 380-415 Cu. In. | 4000-8000 | 297°/305° | 264°/272° | .648"/.627" | 106° |
| Ford 4 Cyl. 2300 | | | | | | |
| Hydraulic Camshaft | | | | | | |
| LNT10700901 | Mid-Range Torque/HP | 2500-6500 | 296°/306° | 244°/250° | .454"/.454" | 111° |

Note: SB Chevy valve lift figures are based on a 1.5:1 rocker arm ratio.

Lifters

Hydraulic, solid and roller lifters are available for small block Chevrolets and Fords. Sold in sets of 16.

| Part No. | Type | Description |
|-------------|-----------|------------------------------------|
| LNT70000-16 | Solid | SB Ford |
| LNT70992-16 | Solid | SB Chevy |
| LNT71817-16 | Hydraulic | SB Chevy |
| LNT71900-16 | Hydraulic | SB Ford |
| LNT72400-16 | Roller | SB Chevy, Horizontal Bar, Centered |
| LNT72403-16 | Roller | SB Chevy, Vertical Bar, Centered |



Pro Series Small Block Chevy Crankshafts With Contoured Wing Design



Crankshafts are manufactured from 4340 steel. Rod journals are drilled with either 7/8" or 3/4" lightening holes to reduce rotating weight. The leading edges of the counterweights have Lunati's contoured wings to direct air and oil to the main bearings rather than the connecting rods. Available with 3.480" to 4.000" strokes. All crankshafts require chamfered bearings.

| Part No. | Stroke | Main | Rod Length | Pin Size |
|-------------|--------|------|------------|----------|
| LNTAG111DN | 3.500" | 350 | 6.000" | 2.100" |
| LNTAM111DN | 3.875" | 350 | 6.000" | 2.100" |
| LNT60240001 | 4.000" | 400 | 6.000" | 2.100" |



Pancho's Race Parts



Jeff Becker



Stainless Steel 5" x 8" Oval Race Series Muffler MAG14153

Straight-through, wide open muffler has a stainless steel body, end caps, perforated core and a stainless weld bead. It will significantly reduce decibel levels without any loss in performance. Dimensions are 5" tall x 8" wide with a 14" case length and a 20" overall length. Inlet and outlet are 4" diameter.





The MSD Multiple Spark Discharge Control unit has won more races and championships than any other race ignition system. The success of MSD Ignition lies in its ability to consistently ignite the air/fuel mixtures in all types of racing engines.

Next Generation Digital **NEW!** 6AL Ignition Control **MSD6425**

Next Generation Ignition Control has a completely new, redesigned housing with the wiring routed out of one end through a sealed and locking connector, which simplifies and cleans-up unit wiring. Ignition produces more power, over 530 primary volts and up to 135 millijoules of spark energy for every firing, while drawing less current. The rev limiter is located right on top of the housing, offering easy access to the two rotary dials to set the rev limits in 100 RPM increments. Unit is compatible with 4-, 6- or 8-cylinder engines, and is sold complete with wiring harness and vibration mounts.



Extreme Duty 6ALN Ignition Control

Originally designed for NASCAR but suited to a wide variety of racing applications, the 6ALN Ignition Control includes the mandatory 6-pin Weathertight connector to meet the NASCAR 20-6.1 ignition wiring rule. Special connector offers a tight, positive locking connection with seals to keep dirt and moisture out. Unit delivers up to 480 primary volts and up to 115 millijoules of spark energy for every firing, while drawing only 1 amp per 1,000 RPM. Built-in rev control is adjustable with plug-in modules. Ignition is sold complete with wiring harness, vibration mounts, and 3000, 6000, 7000 and 8000 RPM modules.



Part No. Description
MSD6430.....Extreme Duty 6ALN Ignition Control
MSD64316.....D.I.R.T. Spec. Ignition Control, Does Not Include RPM Modules


Digital-6 Plus Ignition Control **MSD6520**

The Digital-6 Plus Ignition Control's revolutionary advanced digital ignition technology is unmatched for power and efficiency. A 15 megahertz microcontroller quickly analyzes critical ignition functions, outputs 135 millijoules and draws only .7 amps per 1000 RPM. The Digital-6 Plus has two built-in rev limiters, a single retard stage and a start retard, both of which adjust with rotary switches rather than chips. Should be used with MSD8252 HVC coil.



Digital MSD Wiring Adapter **QRP50-2006 NEW!**

Pigtail harness adapts the new MSD Digital 6 ignition control to a standard 6-pin flat male weatherpack connector.



6HVC-L Ignition Controls


Engineered for high RPM, long duration racing, the 6HVC-L produces up to 150 mJ of spark energy with 550 primary volts all the way to 15,000 RPM. Locking, Deutsch connectors are NASCAR approved. For protection from harmful engine over revving, the HVC includes built-in Fast Rev Limiter and the HVC-L uses a Soft Touch Rev Limiter MSD8738. Internal components of both are encased in clear epoxy.



Part No. Description
MSD6631.....6HVC-L Ignition Control, Built-In Fast Rev Limiter
MSD6632.....6HVC-L Ignition Control, Built-In Soft Touch Rev Limiter

7AL-2 Plus Ignition Control **MSD7222**

Ideal for high RPM circle track engines with high compression, updated 7AL-2 Plus has improved internal components, a diagnostic LED and two-step rev control. Its hot, capacitive discharge multiple spark will ignite any fuel mixture at any compression ratio. RPM limit is adjustable with plug-in modules. Includes vibration mounts, wiring and instructions.



RPM Module Kits

Each RPM Module Kit contains five modules within RPM ranges from 3,000 to 9,900. Compatible with all MSD accessories that require modules. Available in even and odd increments.



| Description | Even Increments Part No. | Odd Increments Part No. |
|-----------------|--------------------------|-------------------------|
| 3,000-3,900 RPM | MSD8743 | MSD87431 |
| 4,000-4,900 RPM | MSD8744 | MSD87441 |
| 5,000-5,900 RPM | MSD8745 | MSD87451 |
| 6,000-6,900 RPM | MSD8746 | MSD87461 |
| 7,000-7,900 RPM | MSD8747 | MSD87471 |
| 8,000-8,900 RPM | MSD8748 | MSD87481 |
| 9,000-9,900 RPM | MSD8749 | MSD87491 |


Vibration Mounts **MSD8823**

Mounts prevent vibrations transmitting through the chassis to the MSD unit. Each package has four mounts and hardware to fit all 5, 6 and digital 7 series ignitions.



Wiring Diagrams And Tech Notes **MSD9615**

Comprehensive book covers installation of MSD components for a variety of engines and ignition systems. Packed full of specifications, technical information, coil applications, wiring tips and troubleshooting.





Blaster Ignition Coils

Blaster Ignition Coils are the best choice for improving an ignition system.

| Part No. | Description | Ignition Applications |
|----------|-----------------------------|--------------------------|
| MSD8200 | Blaster 2 Chrome Coil | MSD 6, 7 or Stock Points |
| MSD8202 | Blaster 2 Red Coil | MSD 6 or 7 |
| MSD8203 | Blaster 2 Red Coil | MSD 6, 7 or Stock Points |
| MSD8222 | Blaster High Vibration Coil | MSD 6 or 7 |
| MSD8223 | Blaster 3 Extra Tall Tower | MSD 6, 7 or Stock Points |

Blaster SS Ignition Coil MSD8207

A compact high performance coil packed with power. The Blaster SS produces 300 milliamps with a 40,000 volt maximum output. Unique winding reduces the chances of voltage breakdown between the primary and secondary windings. Features include brass terminals and a sturdy Rynite housing. Compatible with stock or capacitive ignitions. Vibration mounts are included.




HVC Coil MSD8250

Exclusively for the MSD 6-HVC ignitions, the E-core coil produces more voltage and current while remaining up to 50% cooler than canister coils. A tall secondary tower and brass terminals provide durable connections. Vibration mounts are included.



Pro Power HVC Coil MSD8251

The Pro Power HVC coil is for oval track cars with an MSD 7, 8 or 10 series ignition control. Efficient E-core with extremely low resistance produces high voltage without losing current output. Vibration mounts are included.



Blaster HVC Coil MSD8252

The Blaster HVC provides maximum power for circle track cars with MSD 6 ignition units. Coil windings and construction provide maximum efficiency. Low primary resistance allows coil to step up the voltage for higher output. Vibration mounts are included.



Blaster HVC II Coil MSD8253

Specifically designed for use with MSD 6 Series Ignition Controls. U-core coil uses a segmented bobbin for improved current and voltage. The blue Rynite housing utilizes primary terminals that are spaced far apart. The secondary tower is well protected for increased spark isolation.



HEI Coil MSD8225

Stock GM HEI replacement, coil has low inductance, high temperature windings and is epoxy-filled.




Automatic Coil Selector MSD8210

Two posts connect to the high voltage towers on the primary ignition coil and backup ignition coil and a third post that connects to the distributor cap. Switch from primary to backup ignition and the coil selector switches to the backup coil. There's no need to stop the car. Requires two ignition controls, two coils and a single pole, double throw transfer switch (MSD8807). Accepts standard 90° or multi-angle spark plug style boots.



Firewall Feed-Thru MSD8211

Rynite and nylon feed-thru prevents voltage leaks in the cockpit and has 1/2" of insulation to insure maximum spark. Mounts in a 1" diameter hole and is available in red/black only.



Coil Bracket MSD8213

The MSD Coil Bracket offers easy, universal mounting for standard size ignition coils including all MSD Blaster 2 Coils. For secure tightening, the MSD Coil Bracket uses a bolt and nut.



Coil Wire Retainer MSD8217

Retainer holds the coil boot firmly on the coil tower of canister style coils.



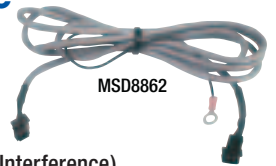
Dual Ignition Tach Splitter MSD8911

Designed for dual ignitions, splitter fits between tach outputs and the tachometer and allows tach to operate with both ignitions.



Replacement Magnetic Pick-up Cables

The 6' long, 2-wire cable connects MSD magnetic pick-up distributor to MSD ignition box. Standard and shielded cables are available. Shielded cable protects the trigger signal from EMI (Electro Magnetic Interference).



| Part No. | Description |
|----------|--|
| MSD8860 | Magnetic Pick-up Cable, 6' Long |
| MSD8862 | Shielded Magnetic Pick-up Cable, 6' Long |

Two Pin Connector MSD8824

Simplifies replacement of damaged pins, connectors, shortening cables or doing custom wiring. Metal pins have locking feature to prevent vibrating loose, and connectors have lock tabs for tight, vibration-proof connections. Includes two connectors and four pins.





Pro-Billet Distributors

Distributors are machined from 6061-T6 solid billet aluminum with an upper sealed ball bearing to eliminate shaft wobble. A Dupont Rynite distributor cap, adjustable mechanical advance, hardened 10,000 RPM plus shaft, and high output magnetic pickup assure years of reliable service. Most distributors listed require an MSD Ignition Control unless specified.

| Part No. | Application | Advance | Ignition Sys. |
|------------------|----------------------------------|-------------------|---------------|
| Chevrolet | | | |
| MSD8360* | Ready-To-Run | Mechanical/Vacuum | OEM/MSD |
| MSD8361 | Chevrolet | Mechanical/Vacuum | MSD |
| MSD8365* | Chevrolet HEI | Mechanical/Vacuum | OEM/MSD |
| MSD8570 | Small Dia. Cap | Mechanical | MSD |
| MSD85501 | Chevrolet | Locked-Out | MSD |
| MSD85551 | Chevrolet | Mechanical | MSD |
| MSD85561 | With Slip Collar | Mechanical | MSD |
| Ford | | | |
| MSD8352* | 289-302, Ready-To-Run | Mechanical/Vacuum | OEM/MSD |
| MSD8354* | 351W, Ready-To-Run | Mechanical/Vacuum | OEM/MSD |
| MSD8578 | 351W, Small Dia. Cap | Mechanical | MSD |
| MSD8579 | 289-302, Small Dia. Cap | Mechanical | MSD |
| MSD8582 | 289-302 | Mechanical | MSD |
| MSD8584 | 351W | Mechanical | MSD |
| MSD85805 | 351W, Use With Victor Jr. Intake | Mechanical | MSD |
| MSD8473 | 2.3 4-Cylinder | Mechanical | MSD |


* Distributor does not require an MSD ignition control

Replacement Components

Part No. Description

Distributor Caps


MSD8408Ford, Std. Large Dia., Red
 MSD84083Ford, Std. Large Dia., Black
 MSD8411Chevy, HEI, Red
 MSD8431Chevy/Ford, Small Dia., Red
 MSD84313Chevy/Ford, Small Dia., Black
 MSD8433MSD/Chevy, New Style, Red
 MSD84333MSD/Chevy, New Style, Black
 MSD8437Chevy, Socket Style, Red



MSD8433

Rotors

MSD8410Chevy HEI Rotor
 MSD8423Ford Rotor, Standard Cap
 MSD8467Chevy Racing Rotor
 MSD8467Ford Rotor, Small Cap
 MSD84101Chevy Extreme HEI Rotor



MSD8467

Bronze Distributor Gears

MSD8471Chevy, .500" I.D.
 MSD8472Chevy, .006" Oversize O.D.
 MSD8583Ford 289-302, .466" I.D.
 MSD8585Ford 351W, .530" I.D.



Magnetic Pickup

MSD84661All Billet/Pro-Billet Distributors

Miscellaneous Components

MSD8225HEI Coil For MSD8365
 MSD8401Dust Cover For MSD8365 w/Ext. Coil
 MSD8402Coil Cover For MSD8365
 MSD8463Vacuum Advance, All Exc. MSD8365
 MSD8464Advance Spring and Bushing Kit
 MSD8468Vacuum Advance Lockout
 MSDASY10039Chevy V-8 Replacement Distributor Shaft
 MSDPRD10071Chevy V-8 Replacement Reluctor
 MSD8531Chevy Iron Distributor Gear, .500" I.D.
 MSD8539Slip Collar For MSD85561
 MSD8628Advance Weight Kit



MSD84661

Adjustable Race Rotor MSD84211

Compatible with any MSD distributor that uses a MSD8433 cap, rotor may be "phased in" for proper rotor tip to distributor cap terminal alignment.




Chevy Street Fire HEI Distributor MSD8362

Chevy Street Fire distributor has coated mechanical advance weights and welded, rather than pressed-in, weight pins. A premium distributor cap and rotor, melonized gear, four-pin module, in-cap coil and adjustable vacuum advance are included. Fits all Chevy V-8's, except 348 and 409.

Replacement Components

Part No. Description
 MSD8225In-Cap Coil
 MSD8402Coil Cover
 MSD8410Rotor
 MSD8411Distributor Cap
 MSD8428*Advance Kit, Street Fire Or GM HEI

* Not for use with MSD8365 Pro Billet HEI




Pro-Billet Distributors With Dual Pickups

Designed for oval track racing, Pro-Billet Distributors are fitted with two high output magnetic pickups, one triggers the primary ignition system and the second may be used to trigger a backup ignition system. Pickups are located exactly 180° apart so when the switch is made to the secondary ignition the timing remains constant. For use with MSD 6, 7, or 8 series ignition.

Part No. Description

MSD8356Chevrolet
 MSD8384SB Ford 351W And 351SVO
 MSD8911Tach Splitter For Dual Ignition Systems



Cap-A-Dapts

A large diameter cap adapts to MSD distributor, eliminating voltage leaks and other problems. HEI-style spark plug terminals provide tight connections that won't vibrate loose and are spaced further apart to prevent ionization and crossfiring. Cap-A-Dapts are also available with rotor assemblies that allow adjustment of cap-to-terminal alignment for perfect phasing. HEI terminals and boots must be used with Cap-A-Dapt. Fits most MSD Pro-Billet V-8 distributors.

Part No. Description

MSD8420Cap-A-Dapt, Adjustable Rotor
 MSD8441Cap-A-Dapt, Small Dia. Distributors
 MSD8445Cap-A-Dapt, Fixed Rotor

Replacement Components

MSD8408Distributor Cap
 MSD8421Adjustable Rotor
 MSD8423Fixed Rotor
 MSD8446Cap Spacer



Billet Distributor Clamps

Clamps firmly hold distributor to keep timing locked in place. Compatible with MSD Billet or Pro Billet distributors and MSD Pro Mag magnetos.

Part No. Description

MSD8010Ford
 MSD8110Chevrolet

