


Bellhousings


Aluminum and magnesium bellhousings are offered in reverse mount, OEM diameter and clutchless configurations. Aluminum reverse mount starter bellhousing has been thoroughly redesigned using FEA, Solid Works modeling and is 80% stiffer than the original QTR110100, but is 3/4 lb. lighter.



Part No.	Description
QTR110100R.....	Chevy Aluminum Reverse Mount Starter, 10 lbs.
QTR110104.....	Chevy Aluminum 153T, Block Mount Starter, OEM Diameter, 10.0 lbs.
QTR110115.....	Chevy Magnesium Clutchless Reverse Mount Starter, No Mounts
QTR110120.....	Chevy Aluminum Clutchless Reverse Mount Starter, No Mounts
QTR110150R.....	Chevy Magnesium Reverse Mount Starter, Optimum-V
QTR110300R.....	Ford Aluminum Reverse Mount Starter, 11.3 lbs.
QTR110302.....	Ford Aluminum 157T, OEM Diameter, No Mounts

Light Steel Bellhousing QTR110432

Steel bellhousing, weighs just 19 lbs., accepts up to 10-1/2" dia. clutches and is compatible with stock or Quarter Master starter. Fits Chevy or Ford, clutch or clutchless transmissions. Use with Tri-Lite or floating hydraulic bearing.



Related Components

Part No.	Description
QTR114371.....	Ford Starter Spacer, .460"
QTR114373.....	Ford Starter Spacer, .250"
QTR509121.....	Chevy V-8 153T Flexplate, Early, Internal Balance
QTR509171.....	Chevy V-8 153T Flexplate, Late, Internal Balance
QTR509181.....	Late Chevy V-8 153T Flexplate, Ultra Light (2.9 lbs.)
QTR509322.....	Ford V-8 157T Standard Flexplate, Internal Balance

Note: Use of a stock Ford starter requires a QTR114371 starter adapter.

Pilot Bushings

Part No.	Description
QTR110011.....	Chevy
QTR110012.....	Ford With Jerico, T-101 And T-10, Or Muncie Transmission
QTR110013.....	Chevy Extended Length (For Use With Motor Plate)



Bellhousing Ball Stud

Designed for Chevys using a hydraulic release bearing and mechanical linkage.

Part No.	Description
QTR110005.....	Hydraulic Release Bearing And Mechanical Linkage For Chevy
QTR110008.....	Hydraulic Release Bearing And Floating Bearing For Ford



Mechanical Release Bearings And Bearing Retainers


Part No.	Description
QTR209130.....	Chevy Bearing, 7.25" Dia., 2-Disc
QTR235170.....	Chevy Bearing, 4.5"/5.5" Dia., 2-Disc
QTR309130.....	Chevy Bearing, 7.25" Dia., 3-Disc
QTR710108.....	Bearing Retainer, T-10, T-101
QTR710111.....	Bearing Retainer, T-10 Ford O.D., T-10

Note: Bearing retainers have a .800" seat height, shimming transmission bolts to keep bearing parallel with transmission is unnecessary.



Clutch Alignment Tools

Part No.	Description
QTR660080.....	1-1/8" x 10-Spline
QTR660090.....	1-5/32" x 26-Spline



Floating Hydraulic Release Bearings

Quarter Master's free-floating hydraulic release bearing requires no machining and eliminates the slave cylinder and fork for bind-free operation. A positive return spring keeps the bearing off the diaphragm. For use with Muncie or Borg-Warner T-10 input shaft with a bearing collar diameter of 1.375" and a master cylinder with a 3/4" bore. External bleeder and shims are included and bearing will work with either right or left hand bellhousing applications. Can be used with Quarter Master or Tilton multi-disc racing clutches.



Part No.	Description
QTR710100.....	Complete Bearing For 7-1/4" Clutches
QTR710200.....	Complete Bearing For 4-1/2" And 5-1/2" Clutches

Replacement Components

QTR710101.....	Seal Kit For QTR710100 And QTR710200
QTR710102.....	Shim Kit For QTR710100 And QTR710200
QTR710103.....	Bearing Sleeve For 7-1/4" Clutches
QTR710104.....	Bearing Sleeve For 5-1/2" Clutches
QTR710105.....	Remote Bleeder Kit

Tri-Lite Hydraulic Release Bearings

The Tri-Lite self-adjusting release bearing mounts in Quarter Master factory machined bellhousings. Weighs less than 1-1/2 lbs. with the inlet and bleeder lines attached. The main body is the same for all part numbers, with varying piston lengths to accommodate the range of set-up heights in the Quarter Master clutch and flywheel line. No bushings or shims are needed for installation. For instance, the Tri-Lite 730185 is recommended for the Pro-Series 5.5" 3-disc button clutch assembly. .100" to .250" air gap (free play) is recommended for new clutches.



Part No.	Description
QTR730185.....	Chevy 3-Disc Except On QTR509111 And 509112 Flywheels
QTR730225.....	Chevy 2-Disc Except On QTR509111 And 509112 Flywheels
QTR730101.....	Seal Kit For Tri-Lite Bearings

Street Stock Hydraulic Release Bearing QTR721100

Engineered for original equipment type, 10.5" clutch diaphragms. Redesigned bearing has increased pressure capacity for compatibility with modern clutch systems. Use with Saginaw, Muncie, T-10 and Jerico transmissions.

Note: Thick flywheels prohibit proper bearing engagement which may damage components. Quartermaster flywheel QTR501100 will provide the extra clearance.

Part No.	Description
QTR106033.....	Replacement Bearing Only
QTR710016.....	Remote Bleeder Line
QTR720102.....	Shim Kit
QTR721101.....	Seal Kit For QTR721100
QTR730012.....	Inlet Line




Jake Hopwood

Photo By: John Berglund

Chevy Button Clutch Assemblies

Quarter Master Optimum-V, V-Drive and Pro-Series clutches are engineered for performance, reliability and low moment of inertia (MOI). Optimum-V units have stiffer covers and an extremely high torque capacity; V-Drive clutches are open for cleaner and cooler operation; and the Pro-Series offers reliable performance and durability.

Note: Clutches listed are for pre-1986 small block Chevy unless noted.



QTR29517080

QTR398158


No. of Discs	Spline Size	Clutch Part No.	Weight	Rep. Clutch Pack Part No.
Pro-Series 4.5"				
3	1-5/32" x 26	-	7.72 lbs.	QTR324090
Pro-Series 5.5"				
2	1-1/8" x 10	QTR29517080	7.76 lbs.	QTR225080
2	1-5/32" x 26	QTR29517090	7.76 lbs.	QTR225090
3	1-1/8" x 10	QTR39517080	9.3 lbs.	QTR325080
3	1-5/32" x 26	QTR39517090	9.3 lbs.	QTR325090
V-Drive 5.5"				
2	1-1/8" x 10	QTR28517080	7.57 lbs.	QTR225080
2	1-5/32" x 26	QTR27517190EB*	7.07 lbs.	QTR275090
2	1-5/32" x 26	QTR28517190ZZ*	7.74 lbs.	QTR225090
3	1-1/8" x 10	QTR38517080	9.1 lbs.	QTR325080
3	1-5/32" x 26	QTR38517090	9.1 lbs.	QTR325090
3	1-5/32" x 26	QTR38517190ZZ*	9.29 lbs.	QTR325090
Pro-Series 7.25"				
2	1-1/8" x 10	QTR299108	12.4 lbs.	QTR226080
2	1-5/32" x 26	-	12.4 lbs.	QTR226090
3	1-1/8" x 10	QTR399108	14.9 lbs.	QTR309390
3	1-5/32" x 26	QTR399158	14.9 lbs.	QTR309395
V-Drive 7.25"				
2	1-1/8" x 10	QTR298103*	12.82 lbs.	QTR226080
2	1-1/8" x 10	QTR298108	12.7 lbs.	QTR226080
2	1-5/32" x 26	QTR298158	12.7 lbs.	QTR226090
3	1-1/8" x 10	QTR398103*	14.8 lbs.	QTR309390
3	1-1/8" x 10	QTR398108	14.8 lbs.	QTR309390
3	1-5/32" x 26	QTR398158	14.8 lbs.	QTR309395

* Designed for 1986-up small block Chevy externally balanced applications.

Note: Button flywheel does not have a counterweight and is zero balance.

7.25" Clutch Components

Part No. Description
 QTR108501*.....V-Drive Pressure Plate, 1-Disc
 QTR209502.....Pro-Series Pressure Plate, 2-Disc
 QTR209508.....Pro-Series/V-Drive Button Clutch Bolt Kit, 2-Disc
 QTR306503.....Pro-Series Clutch Housing, 3-Disc, Speedway
 QTR309500.....Pro-Series Clutch Cover, Steel, 3-Disc
 QTR309501.....Pro-Series Pressure Plate, 3-Disc
 QTR309508.....Pro-Series/V-Drive Button Clutch Bolt Kit, 3-Disc
 QTR508506.....V-Drive/Rally Floater Plate
 QTR509506.....Pro-Series Floater Plate



QTR309500

* Aluminum fulcrum only must be used with QTR508506 Floater Plate.



Todd Foote

10.4" Street Stock Clutch

Developed specifically for classes that require a stock type, single disc clutch. Disc has organic friction material and a solid hub. Covers are available with iron or steel faced aluminum pressure plates.



Part No. Description
 QTR101290..... 10.4" Clutch Disc, 1-1/8" x 10-Spline Solid Hub
 QTR101500..... Iron Pressure Plate
 QTR101504..... Steel Faced Aluminum Pressure Plate

Button Flywheels And Ring Gears

Engineered for rear mount starter bellhousings and flexplates.



QTR505171SCZZ

QTR509113SCZZ

QTR110010

QTR509121

Part No. Description
Button Flywheels
 QTR505170SC..... Chevy, Pre-1986, 5.5" Pro-Series/V-Drive
 QTR505171SC*..... Chevy, 1986-Up, 5.5" Pro-Series/V-Drive
 QTR505171SCZZ..... Chevy, 1986-Up, Ext. Balance, 5.5" Pro-Series/V-Drive
 QTR505302SC..... SB Ford, Int. Balance, 5.5" Pro-Series/V-Drive
 QTR509110SC..... Chevy, Pre-1986, 7.25" Pro-Series/V-Drive
 QTR509113SC*..... Chevy, 1986-Up, 7.25" Pro-Series/V-Drive/Optimum-V
 QTR509113SCZZ..... Chevy, 1986-Up, Ext. Balance, 7.25" Pro-Series/V-Drive
 QTR509311SC..... SB Ford, Int. Balance, 7.25" Pro-Series/V-Drive

One-Piece Ring Gears
 QTR110010..... Individual Ring Gear, 7.25" Pro-Series/V-Drive
 QTR110018..... Individual Ring Gear, 5.5" Pro-Series/V-Drive/Optimum-V/Carbon, 3-Disc
 QTR110019..... Individual Ring Gear, 4.5" Pro-Series/V-Drive
 QTR275018..... Ring Gear, Spacer And Bolt Kit, 5.5" Pro-Series/V-Drive/Optimum-V, 2-Disc

Flexplates
 QTR509121..... Chevy 153T, Early Pattern, Int. Balance
 QTR509171..... Chevy 153T, Late Pattern, Int. Balance
 QTR509180..... Chevy 153T, Early Pattern, Int. Balance, Ultra-Lightweight
 QTR509181..... Chevy 153T, Late Pattern, Int. Balance, Ultra-Lightweight
 QTR509322..... Ford 157T, Int. Balance

* Engines must be internally balanced or use a flexplate with the proper counterweight.

Flywheels

Quarter Master one-piece steel flywheels are light and safe.

Part No. Description
 QTR505001..... Chevy/Ford Flywheel Bolt Kit, 6-Bolt, .990" Long
 QTR509112..... Chevy Flywheel, Pre-1986, LGC 105T, 7.25"
 QTR509132..... Chevy Flywheel, Pre-1986, 153T, 7.25"



Tom Thomas

Photos By: John Berglund



Ultra Duty Starters

Starters pack plenty of punch (1.4 Kw) for all performance applications. Full ball bearing construction and heavy duty solenoids are not affected by normal under hood operating temperatures. Current draw is approximately 210 amps at rated load.



- Part No. Description**
 QTR114170Bert Bellhousing Standard Replacement
 QTR114180Quarter Master Rear Mount Bellhousings With Bert/Brinn Transmissions
 QTR114260Quarter Master Rear Mount Bellhousings With Clutches
 QTR114267B.....Chevy/Ford Clutchless Bellhousing, 91T
 QTR114270C.....Chevy 105T LGC Block Mount
 QTR114280Chevy 153T And 168T Flywheels And Flexplates
 QTR114300Ford 157T Quarter Master 110302, 110304 And Elliott Bellhousing

Replacement Components

- QTR114004Solenoid, All
 QTR114030Pinion Retainer Circlip, All Exc. QTR114170
 QTR114045Pinion Return Spring, Reverse Mount Starter
 QTR114261Adapter Mount For QTR114260

Aluminum Driveshafts



Revolutionary aluminum driveshafts are built using a two-part, weld-free process that eliminates distortion and loss of heat treating strength. Hard coat anodized, forged aluminum end yokes are interference fit in O.D. ground, 3.0" x .120" aluminum tube and then reinforced with six monobolt fasteners. All driveshafts include heavy duty 1310 style U-joints. Driveshafts do not include yoke.

Part No.	Length	Part No.	Length
QTR188370	37"	QTR188420	42"
QTR188380	38"	QTR188422	42.5"
QTR188390	39"	QTR188430	43"
QTR188400	40"	QTR188432	43.5"
QTR188410	41"	QTR188450	45"
QTR188412	41.5"		

Transmission Slip Yokes

- Part No. Description**
 QTR188535Muncie, Saginaw 3 And 4 Speed, Bert, Brinn (27-Spline, 1310 Series)
 QTR188545T-10, Jerico, T-101 (31-Spline, 1310 Series)
 QTR188552Bert, Brinn, Winters With Extra Length For Increased Suspension Travel, 27-Spline 1330 (Use 187134 U-Joint To Go To Aluminum Driveshaft).



U-Joints

- Part No. Description**
 QTR187101U-Bolt Kit, 1310-1330 Series
 QTR1871341310 To 1330 Series, 3-5/8" Cross x 1-1/16" Cap
 QTR187153High Performance 1310 Series, 3-1/4" Cross x 1-1/16" Cap
 QTR1873581310 To 1350 Series, 3-5/8" Cross To 1-3/16" Cap
 QTR187495Ultra Duty 1310 Series With End Cap Grease Fitting
 QTR1876751310 To Ford 9" Rear, 3-7/32" Cross x 1-1/8" Cap
 QTR1879991310 To Ford 9" Rear, 3-5/8" Cross x 1-1/8" Cap



"Ultra Duty" Cambered Drive Flange Assembly


Floating crown gear eliminates axle bind, breakage and driveline drag.

- Part No. Description**
 QTR176310Wide 5 Cambered Drive Flange, 8-Bolt
 QTR1763205-Bolt Wide 5
 QTR1764005x5 Howe And PCR Cambered Drive Flange



Mark II 10-Spline "Ultra Duty" Quick Change Pro Gears

Quarter Master uses the highest quality E9310 steel in the manufacture of their Pro Gears and finishes them with a heat treat process for maximum strength. All gear sets are lightened except 5,15 and 25.



Part No.	Set No.	Number Of Teeth	Spur Ratio	4.11 R&P Lo	4.11 R&P Hi	4.86 R&P Lo	4.86 R&P Hi
QTR911000	1	27/27	1.000	4.11	4.11	4.86	4.86
QTR911029	1Q	35/36	1.029	4.23	4.00	4.72	5.00
QTR911037	2	27/28	1.037	4.26	3.96	4.68	5.04
QTR911045	5	22/23	1.045	4.30	3.93	4.65	5.08
QTR911053	15	19/20	1.053	4.33	3.91	4.61	5.11
QTR911074	26	27/29	1.074	4.42	3.83	4.52	5.22
QTR911091	6	22/24	1.091	4.48	3.77	4.45	5.30
QTR911105	25	19/21	1.105	4.54	3.72	4.39	5.37
QTR911115	12	26/29	1.115	4.59	3.69	4.45	5.42
QTR911130	7	23/26	1.130	4.65	3.64	4.30	5.49
QTR911143	7Q	21/24	1.143	4.70	3.60	4.25	5.55
QTR911160	17	25/29	1.160	4.77	3.54	4.19	5.63
QTR911174	8Q	23/27	1.174	4.83	3.50	4.14	5.70
QTR911182	8	22/26	1.182	4.86	3.48	4.11	5.74
QTR911190	19	21/25	1.190	4.89	3.45	4.08	5.78
QTR911200	9Q	25/30	1.200	4.93	3.43	4.05	5.83
QTR911211	9	19/23	1.211	4.98	3.40	4.01	5.88
QTR911227	11	22/27	1.227	5.05	3.35	3.96	5.96
QTR911238	3	21/26	1.238	5.09	3.32	3.92	6.01
QTR911250	13	24/30	1.250	5.14	3.29	3.89	6.07
QTR911261	18	23/29	1.261	5.18	3.26	3.85	6.12
QTR911273	18Q	22/28	1.273	5.23	3.23	3.82	6.18
QTR911278	4Q	18/23	1.278	5.25	3.22	3.80	6.21
QTR911286	20Q	21/27	1.286	5.29	3.20	3.78	6.24
QTR911292	4	24/31	1.292	5.31	3.18	3.76	6.27
QTR911304	20	23/30	1.304	5.36	3.15	3.72	6.34
QTR911318	22	22/29	1.318	5.42	3.12	3.68	6.40
QTR911333	16	18/24	1.333	5.48	3.08	3.64	6.48
QTR911350	10	20/27	1.350	5.55	3.05	3.60	6.56
QTR911364	34	22/30	1.364	5.61	3.01	3.56	6.62
QTR911381	34Q	21/29	1.381	5.68	2.98	3.52	6.71
QTR911391	14	23/32	1.391	5.72	2.95	3.49	6.76
QTR911400	14Q	20/28	1.400	5.76	2.94	3.47	6.80
QTR911409	35	22/31	1.409	5.79	2.92	3.45	6.84
QTR911421	32	19/27	1.421	5.84	2.89	3.42	6.90
QTR911435	32Q	23/33	1.435	5.90	2.87	3.39	6.97
QTR911450	24	20/29	1.450	5.96	2.84	3.35	7.04
QTR911471	36	17/25	1.471	6.05	2.80	3.30	7.14
QTR911476	37	21/31	1.476	6.07	2.78	3.29	7.17
QTR911500	23	22/33	1.500	6.17	2.74	3.24	7.29
QTR911524	21	21/32	1.524	6.26	2.70	3.19	7.40
QTR911533	21Q	15/23	1.533	6.30	2.68	3.17	7.45
QTR911550	27	20/31	1.550	6.37	2.65	3.13	7.53
QTR911563	43	16/25	1.563	6.42	2.63	3.11	7.59
QTR911579	28	19/30	1.579	6.49	2.60	3.08	7.67
QTR911600	29	20/32	1.600	6.58	2.57	3.04	7.77
QTR911625	30	16/26	1.625	6.68	2.53	2.99	7.90
QTR911632	40	19/31	1.632	6.71	2.52	2.98	7.92
QTR911667	31	18/30	1.667	6.85	2.47	2.91	8.10
QTR911700	33	20/34	1.700	6.99	2.42	2.86	8.26
QTR911714	31A	14/24	1.714	7.05	2.40	2.83	8.33



Extreme LCD Digital Tachometer

QRP611-7010 **NEW!**

Digital tachometer's compact, 2-5/8" diameter allows it to be installed into any Extreme gauge panel. Tachometer may be used as simply an RPM indicator, or as a shift light. RPM settings are adjusted by simply touching the lens with a finger. Unit also includes a recall feature, which displays the highest RPM attained at the end of the race.



QuickTach LCD Recall Tachometers

QuickTach automatically displays the highest RPM attained from the last race for 15 minutes after shut down. Digital LCD unit is enclosed in a waterproof aluminum case and has an easily read, 3/4" x 2-3/4" back lighted display.



Powered by a 9-volt battery. Tach includes mounting brackets.

Part No.	Description
QRP611-099	QuickTach, White/Red With Checkered Flag
QRP611-100	QuickTach, Black

Memory Tachometers

American-made, 10,000 RPM tachometers are affordable and accurate. Tachs have silver dial faces, bright red pointers and black bezels. Recall feature displays the highest RPM attained during the last race.



Part No.	Description
QRP611-6001	Tachometer With Memory, 5" Dia.
QRP611-6002	Tachometer With Remote Memory, 3-3/8" Dia.

Gauge Panels With Tachometer

QuickCar's gauge panels are fitted with choice of 3-3/8" or 5" dia. tachometers, and 2-5/8" dia. mechanical gauges. Tachs



QRP61-6031

and gauges include large graphics, bright red pointers, illuminated silver dial faces, 12:00 markings and color-coded printing to provide easy separation of gauges and warning lights. Panels include everything needed for installation: wiring, pilot lights and switches. All panels are pre-wired and ready to install.

Part No.	Description
QRP61-6031	...2-1 Gauge Panel With 5" Tachometer, Oil Pressure And Water Temperature
QRP61-60313	...2-1 Gauge Panel With 3-3/8" Tachometer, Oil Pressure And Water Temperature
QRP61-6041	...3-1 Gauge Panel With 5" Tachometer, Oil Pressure, Water Temperature And Oil Temperature
QRP61-6042	...3-1 Gauge Panel With 5" Tachometer, Oil Pressure, Water Temperature And Fuel Pressure
QRP61-60423	...3-1 Gauge Panel With 3-3/8" Tachometer, Oil Pressure, Water Temperature And Fuel Pressure
QRP61-60513	...4-1 Gauge Panel With 3-3/8" Tachometer, Oil Pressure, Water Temperature, Oil Temperature And Fuel Pressure
QRP61-6051	...4-1 Gauge Panel With 5" Tachometer, Oil Pressure, Water Temperature, Oil Temperature And Fuel Pressure

Extreme Gauge Panels With LCD Digital Tachometer **NEW!**

Gauge panels feature the Extreme gauges combined with the addition of the Extreme LCD Digital Tachometer, which may be used as an RPM indicator or shift light that also includes a



QRP61-7031

recall feature. RPM settings are adjusted by simply touching the lens with a finger. Panels also include lightweight, 2-5/8" dia. white face mechanical gauges with bright red pointers mounted in gloss black finished panels. Fully assembled and pre-wired, panels are complete with necessary senders. No external warning lights are needed; gauges use LED lights and switch automatically from white to designated color when a problem arises. Gauges are mounted using vibration absorbing grommets for added durability. Panels can be assembled with any combination of gauges by special order.

Part No.	Description
QRP61-7031	...2-1 Gauge Panel, Oil Pressure, Water Temperature And Digital Tachometer
QRP61-7041	...3-1 Gauge Panel, Oil Pressure, Water Temperature, Oil Temperature And Digital Tachometer
QRP61-7042	...3-1 Gauge Panel, Oil Pressure, Water Temperature, Fuel Pressure And Digital Tachometer
QRP61-7051	...4-1 Gauge Panel, Oil Pressure, Water Temperature, Oil Temperature, Fuel Pressure And Digital Tachometer

Extreme Series Gauge Panels

Made in the USA and designed with the serious racer in mind, Extreme series gauges feature built-in LED lights that illuminate in the event of a problem. Under normal operating conditions, the gauges are illuminated with LED white lights. If a problem arises, it changes to a warning color, quickly alerting the driver. Lightweight, aluminum cased 2-5/8" diameter gauges are mounted in the panel using a rubber grommet for reduced vibrations. Warning levels are printed in red so a quick glance is all that is needed. Panels are pre-wired with QuickCar 14 gauge wire, extra thick, gold plated connectors, and include senders.



QRP61-7021



Warning lights illuminated

Part No.	Description
QRP61-7001	...2-Gauge Panel, Oil Pressure And Water Temperature
QRP61-7011	...3-Gauge Panel, Oil Pressure, Water Temperature And Oil Temperature
QRP61-7012	...3-Gauge Panel, Oil Pressure, Water Temperature And Fuel Pressure
QRP61-7021	...4-Gauge Panel, Oil Pressure, Water Temperature, Oil Temperature And Fuel Pressure

Individual Extreme Gauges

Extreme gauges are also offered separately. Gauges are 2-5/8" diameter, have white dial faces and are complete with LED lighting and saddle bracket.



QRP611-7012

Part No.	Description
QRP611-7000	...Fuel Pressure, 0-15 PSI
QRP611-7003	...Oil Pressure, 0-100 PSI
QRP611-7006	...Water Temperature, 140°-280° F.
QRP611-7007	...Voltmeter, 8-18V
QRP611-7009	...Oil Temperature, 100°-320° F.
QRP611-7012	...Transmission Temperature, 100°-320° F. NEW!



Gauge Panels

QuickCar gauge panels offer racers a revolutionary view of their gauges. Large graphics, bright red pointers, illuminated silver dial faces, 12:00 markings and color-coded printing provide easy separation of gauges and warning lights. Gauge panels include everything needed for easy installation: wiring, pilot lights, switches and a choice of 2-5/8" mechanical gauges. All panels are completely wired and ready to install. Extra thick connectors and high temp 14 gauge cable connects warning and illumination lights. Panels will last season after season with minimum maintenance.



QRP61-6012

Part No.	Description
QRP61-60012-Gauge Panel, Oil Pressure and Water Temperature
QRP61-60113-Gauge Panel, Oil Pressure, Water Temperature and Oil Temperature
QRP61-60123-Gauge Panel, Oil Pressure, Water Temperature and Fuel Pressure
QRP61-60214-Gauge Panel, Oil Pressure, Water Temp., Oil Temp. And Fuel Pressure

Individual Gauges

Affordable, illuminated 2-5/8" dia. gauges have silver dial faces with bright red pointers.

Part No.	Description
QRP611-6000	...Fuel Pressure, 0-15 PSI
QRP611-6003	...Oil Pressure, 0-100 PSI
QRP611-6006	...Water Temperature, 140°-280° F.
QRP611-6009	...Oil Temperature, 140°-280° F.



QRP611-6000

Replacement Gauge Panel Components

A variety of replacement bulbs, pilot lights, pressure and temperature switches are available for use with popular QuickCar gauge panels.

Part No.	Description
QRP61-698LED Bulbs For Standard QuickCar Gauges, 4-Pack NEW!
QRP61-699LED Bulb For Standard QuickCar Gauge, Each NEW!
QRP61-701Red Warning Light, 3/4" Dia.
QRP61-702Blue Warning Light, 3/4" Dia.
QRP61-704Yellow Warning Light, 3/4" Dia.
QRP61-709Green Warning Light, 3/4" Dia.
QRP61-730Fuel Pressure Switch, 1/8" NPT, Activates Warning Light @ 4 PSI
QRP61-733Oil Pressure Switch, 1/8" NPT, Activates Warning Light @ 30 PSI NEW!
QRP61-735Oil Pressure Switch, 1/8" NPT, Activates Warning Light @ 20 PSI
QRP61-740Water Temperature Switch, 1/2" NPT, Activates Warning Light @ 235° F.
QRP61-748Water Temperature Switch, 3/8" NPT, Activates Warning Light @ 235° F. NEW!
QRP61-750Oil Temperature Switch, 1/2" NPT, Activates Warning Light @ 280° F.



QRP61-699

QRP61-733



Temperature And Pressure Adapters

Required to connect mechanical water or oil temperature, and pressure gauges to engine.

Part No.	Description
QRP61-7241/8" NPT Female To -4AN Male, Gauge Adapter
QRP61-7251/8" NPT Male To -4AN Male, Oil/Fuel Pressure Adapter
QRP611-9001/2" NPT Brass Temperature Adapter
QRP611-9011/2" NPT Aluminum Temperature Adapter
QRP611-9023/8" NPT Aluminum Temperature Adapter
QRP611-9033/8" NPT Extended Aluminum Temperature Adapter, Required Where Standard Adapter Contacts Manifold Or Cylinder Head Prior To Tightening NEW!



QRP61-724



QRP611-903

Quick-Life Warning Light Kits

Warning light kits immediately alert the driver of engine problems. Each kit is sold complete with warning light, sending switch and wiring.

Oil Pressure Kit QRP61-711

Kit includes red warning light, pressure sending unit that actuates the warning light if oil pressure drops below 20 PSI, brass inline tee for oil pressure line, and pre-terminated wiring.



Water Temperature Kit QRP61-712

Kit includes blue warning light, temperature sending unit that actuates the warning light if water temperature exceeds 235° F., and pre-terminated wiring.



Water Pressure Kit QRP61-713

Kit provides instant notice in the event of a blown hose, radiator or head gasket problem. Sold complete with blue warning light, pressure sending unit that actuates the warning light if water pressure drops below 4 PSI, and pre-terminated wiring.



Oil Temperature Kit QRP61-714

Kit includes amber warning light, temperature sending unit that actuates the warning light if oil temperature exceeds 280° F., and pre-terminated wiring.



Fuel Pressure Kit QRP61-719

Kit includes green warning light, pressure sending unit that actuates the warning light if fuel pressure drops below 4 PSI, and pre-terminated wiring.



Water Pressure Kit

With 2-1/16" Dia. Gauge QRP61-716

Keep track of spikes or loss of cooling system pressure. Kit is similar to the QRP61-713 kit with the addition of a 2-1/16" dia., 0-35 PSI water pressure gauge.



Quick-Life Warning Light Kit Replacement Components

Part No.	Description
QRP61-701Red Warning Light, 3/4" Dia.
QRP61-702Blue Warning Light, 3/4" Dia.
QRP61-704Yellow Warning Light, 3/4" Dia.
QRP61-709Green Warning Light, 3/4" Dia.
QRP61-730Fuel Pressure Switch, 1/8" NPT, 4 PSI
QRP61-733Oil Pressure Switch, 1/8" NPT, 30 PSI NEW!
QRP61-735Oil Pressure Switch, 1/8" NPT, 20 PSI
QRP61-740Water Temperature Switch, 1/2" NPT, 235° F.
QRP61-748Water Temperature Switch, 3/8" NPT, 235° F. NEW!
QRP61-750Oil Temperature Switch, 1/2" NPT, 280° F.



QRP61-709

Extreme Ignition Control Panels **NEW!**

Attractive, gloss black panels feature a fully waterproof design. Panels are 4-5/8" wide x 2-1/2" high and include starter switch, momentary starter toggle and accessory switch. Offered to plug directly into QRP50-200, QRP50-201, QRP50-2021 (dual ignition) or QRP50-2031 (single ignition wiring harness).



Part No.	Description
QRP50-720Ignition Control Panel, For QRP50-200 Or QRP50-201 Harness
QRP50-711Ignition Control Panel, For QRP50-2021 Dual Ignition Harness
QRP50-731Ignition Control Panel, For QRP50-2031 Single Ignition Harness



Ignition Control Panels

Panels incorporate high current copper wire with heavy duty connectors and bridged double-pole switches with waterproof boots, allowing for exceptional reliability. All panels are pre-wired and plug directly into QuickCar wiring harnesses, unless specified.

Ignition Control Panel QRP50-020

Basic panel, which is 4-5/8" wide x 2-1/2" high, includes push-to-start button, waterproof ignition and accessory switch. Plugs directly into QRP50-200 or QRP50-201 wiring harness.



Ignition Control Panels

Panels, which are 4-5/8" wide x 4-3/8" high, include ignition switch, push-to-start button, accessory switch and two pilot lights. Plugs directly into the QRP50-200 or QRP50-201 wiring harness.

Part No.	Description
QRP50-022Ignition Control Panel
QRP50-023Ignition Control Panel With Flip Cover



Ignition Control Panel QRP50-025

Panel, which is 4-5/8" wide x 4-3/8" high, features ignition switch, two accessory switches, push-to-start button and three pilot lights. Plugs directly into the QRP50-200 or QRP50-201 wiring harness.



Ignition Control Panels

Panels, which are 4-5/8" wide x 2-1/2" high, include push-to-start button, ignition switch and choice of an accessory or 3-wheel braking switch. Plugs directly into the QRP50-2031 wiring harness.

Part No.	Description
QRP50-031Ignition Control Panel
QRP50-033Ignition Control Panel With 3-Wheel Braking



Ignition Control Panels

Panels, which are 3-3/8" wide x 4-1/4" high, feature ignition switch, push-to-start button and single pilot light. For use with QRP50-200 or QRP50-201 wiring harness.

Part No.	Description
QRP50-052Ignition Control Panel
QRP50-053Ignition Control Panel With Flip Cover



Ignition Control Panels

Panels, which are 3-3/8" wide x 3-5/8" high, include ignition switch and push-to-start button. Plugs directly into the QRP50-200 or QRP50-201 wiring harness.

Part No.	Description
QRP50-102Ignition Control Panel
QRP50-103Ignition Control Panel With Flip Cover



Ignition Control Panels - Cont.

Ignition Control Panel QRP50-163

Panel, which is 7" wide x 3-1/4" high, includes ignition switch, push-to-start button and five fused accessory switches. Panel includes pigtail for custom wiring.



Ignition Control Panel QRP50-164

Similar and a bit larger than the QRP50-163, but includes the addition of pilot lights. Panel is 7" wide x 4" high. Panel includes pigtail for custom wiring.



Ignition Control Panel QRP50-165

Panel is 7" wide x 2" high and includes ignition switch, push-to-start button and five accessory switches. Panel includes pigtail for custom wiring.



Ignition Control Panel QRP50-166

Similar to the QRP50-165, but with the addition of pilot lights. Panel is 7" wide x 3-1/4" high. Panel includes pigtail for custom wiring.



Dual Ignition Control Panels

Designed for use with dual ignitions, panels are 4-5/8" wide x 3-1/4" high and include ignition switch, momentary starter toggle, fan switch, crossover switch and choice of accessory or 3-wheel braking switch. Plugs directly into QRP50-2021 wiring harness.

Part No.	Description
QRP50-1711Dual Ignition Control Panel
QRP50-1713Dual Ignition Control Panel With 3-Wheel Braking NEW!



Momentary Ignition/Starter Switch With Wiring Harness QRP50-507 **NEW!**


Perfect for street stocks, hobby stocks, etc., Momentary Ignition/Starter Switch and Wiring Harness is the most economical kit available.



Ignition Panel Wiring Harnesses

Ready-to-install wiring harnesses plug directly into QuickCar ignition panels easing car construction.

Part No.	Description
QRP50-200Basic Wiring Harness
QRP50-201Basic Wiring Harness, HEI
QRP50-2021Dual Ignition Harness, Uses Weatherpack Connectors
QRP50-2030IMCA/UMP Modified Harness Kit, Includes QRP50-031 Ignition Panel And Wiring Harness
QRP50-2031Single Ignition Harness, Uses Weatherpack Connectors



Digital MSD Adapter QRP50-2006 **NEW!**

Specialized wiring harness adapts the new MSD Digital 6 units to a standard 6-pin flat male weatherpack connector.





Ignition Panel Replacement Components And Accessories

- Part No. Description**
 QRP50-0343-Wheel Brake Harness, Uses Weatherpack Connectors **NEW!**
 QRP50-400Momentary Micro Switch, Waterproof
 QRP50-410Single Pole Micro Switch, Waterproof
 QRP50-500Standard Single Pole Switch
 QRP50-505Bridged Double Pole Switch
 QRP50-506Momentary Ignition/Starter Switch **NEW!**
 QRP50-510Momentary Push-To-Start Switch
 QRP50-512Momentary Toggle Switch
 QRP50-601Red Pilot Light
 QRP50-609Green Pilot Light
 QRP50-610Boot For Toggle Switch



QRP50-034

Switch/Gauge Panel Mounting Brackets

Specialized aluminum brackets allow quickly mounting gauge or switch panels to roll bar. Mounts virtually any height panel, simply snip off any extra bracket length. Available to mount to 1-1/2" dia. or 1-3/4" dia. roll bar. Sold in pairs.

- Part No. Description**
 QRP66-939Switch/Gauge Panel Mounting Bracket, 1-1/2" Dia.
 QRP66-940Switch/Gauge Panel Mounting Bracket, 1-3/4" Dia.



Wiring Kits

Reliable, durable and affordable, Wiring Kits use fine-stranded, rope-lay copper construction wire for superior current carrying capabilities, while the 220° F. insulation can withstand the high temperatures and fluids common to a racing environment.

- Part No. Description**
 QRP50-2302-Gauge Wiring Kit, Includes QRP50-053 Ignition Control Panel, 2 AWG Battery Cable, QRP50-201 HEI Wiring Harness, QRP55-009 Master Disconnect Switch, Solenoid, Top Mount Battery Terminals, Ring Terminals, Heat Shrink Tubing And Wire Clamps
 QRP50-2314-Gauge Wiring Kit, Includes QRP50-022 Ignition Control Panel, 4 AWG Battery Cable, QRP50-200 Wiring Harness, QRP55-009 Master Disconnect Switch, Solenoid, Top Mount Battery Terminals Ring Terminals, Heat Shrink Tubing And Wire Clamps
 QRP50-2324-Gauge Premium Wiring Kit, Includes QRP50-020 Ignition Control Panel, 4 AWG Battery Cable, QRP50-200 Wiring Harness, QRP55-009 Master Disconnect Switch, Solenoid, Top Mount Battery Terminals, Ring Terminals, Heat Shrink Tubing And Wire Clamps



QRP50-230

Battery Cable Kits

Kits have everything needed to connect power throughout the race car. Includes 15' of red cable, 2' of black cable, (2) nickel-plated brass marine style battery terminals, (8) gold-plated power rings and heat shrink tubing. Battery cable may also be purchased separately in 125' rolls.

- Part No. Description**
 QRP57-0094-Gauge Battery Cable Kit
 QRP57-0102-Gauge Battery Cable Kit
 QRP57-1022-Gauge Red Battery Cable, 125'
 QRP57-1042-Gauge Black Battery Cable, 125'




Heavy Duty Starter Solenoid QRP50-430

Solenoid is impervious to dirt, heat and vibration and will still function properly when others won't.



Starter Solenoid Jumper Wires

Jumper wires simplify wiring when a remote solenoid is being used. Wire jumps power from the solenoid to the starter when the solenoid is engaged. Choose from spade type or ring terminal styles.



- Part No. Description**
 QRP50-2001Starter Jumper Wire, Spade Type, Fits Allstar, Tilton, etc.
 QRP50-2002Starter Jumper Wire, Ring Terminal, Fits Bert, Brinn, etc.

Master Disconnects

Required by most sanctioning bodies as an emergency cut-off switch, Master Disconnects are sold complete with red epoxy-coated handle and 2-1/2" x 2-1/2" mounting plate. Switches are offered with choice of checkered flag, black or silver mounting plate.



Description	Checkered Flag Part No.	Black Part No.	Silver Part No.
Master Disconnect Switch	QRP55-009	QRP55-010	QRP55-021
Master Disconnect Switch, Cars With Alternator	QRP55-012	QRP55-011	QRP55-022

Replacement/Accessory Components

- Part No. Description**
 QRP55-001Master Disconnect Switch Only
 QRP55-002Master Disconnect Switch Only, Cars w/Alternator
 QRP55-55Red Switch Handle With Screw
 QRP55-120Master Disconnect Switch Jumper Wire, Simplifies Wiring QRP55-011, QRP55-012 Or QRP55-022

Remote Charging Posts

Provides remote access to battery. Terminals have insulated covers to prevent accidental contact from parts with opposing polarity.

- Part No. Description**
 QRP57-701Red
 QRP57-702Black
 QRP57-703Red And Black, Pair



Remote Charging Post Mounting Brackets **NEW!**

Mount remote charging posts (QRP57-703) neatly and effectively. Brackets are manufactured from precision machined, black anodized aluminum, and are offered in flat, for mounting to a flat surface, or bent to mount on firewall or inside of trunk.

- Part No. Description**
 QRP57-708Flat Charging Post Bracket
 QRP57-709Bent Charging Post Bracket



QRP57-709

Top Mounted Battery Terminals

Machined from solid brass stock or nickel/brass and 24K gold plated for optimum conductivity, Terminals attach battery cables to top mount batteries. Sold in pairs.

- Part No. Description**
 QRP57-610Nickel/Brass Terminals, Wing Nut Style **NEW!**
 QRP57-620Brass Terminals, Button Head Screw-In Style



QRP57-610

Battery Quick Disconnects

Heavy duty disconnects allow quick battery changes. Sold individually, complete with connectors

- Part No. Description**
 QRP57-7048 AWG
 QRP57-7052 AWG
 QRP57-7064 AWG





Crimp/Solder Power Rings

One-piece, 24K gold plated copper Power Rings are waterproof when used with included shrink tubing. 5/16" or 3/8" stud hole. Sold in pairs.

Part No.	Description
QRP57-5205/16" 4 Gauge
QRP57-5303/8" 4 Gauge
QRP57-5405/16" 2 Gauge
QRP57-5503/8" 2 Gauge



QRP57-550

Remote Outlet Kits

Connect battery chargers, oil heaters, etc. quickly and more effectively. Kits attach easily to outside body panels, providing remote access to batteries, oil heaters, etc.

Part No.	Description
QRP57-711Remote Outlet For Oil Heater Or Battery Charger
QRP57-723Remote Battery Charger Outlet With Cover
QRP57-710Remote Outlet Only, 110 Volt Male Recessed



QRP57-711

Race Wire

Fine stranded, rope-lay copper construction wire offers both high flexibility, superior power flow and insulation capable of handling extreme temperatures.

Part No.	Description
QRP57-201114 Gauge Wire, Red, 10' Long
QRP57-203114 Gauge Wire, Black, 10' Long NEW!
QRP57-236114 Gauge Wire, White, 10' Long NEW!



Weatherpack Starter Kit QRP50-380

An exceptionally secure wire termination with a waterproof cable for connecting ignition or accessories throughout the car. Perfect when building a new car or updating an existing one, 230-piece kit includes a full selection of Weatherpack connectors, all in a neat plastic case. Weatherpack connectors may also be purchased separately.

Part No.	Description
QRP50-3121 Pin Connector
QRP50-3222 Pin Connector
QRP50-3323 Pin Connector
QRP50-3424 Pin Connector
QRP50-3626 Pin Connector



Premium Black Cable Ties

QRP58-250 **NEW!**

Black, 15" long cable ties are made of weather resistant nylon and include metal locking bars to provide a reliable, locking force. Sold in packs of 50.




Ryan Gruppen

Photo By: Steve Datema

LED Light Strips **NEW!**



QRP61-795 - Lights On



QRP61-795 - Lights Off

Bright LED Light Strips have a wide array of uses. Light up the inside or underneath of a car instantly with the Under Car Light Kit, easing urgent repairs that are often required in dark pit conditions. Red LED light strip is typically mounted to the dashboard and wired to a warning light, quickly alerting the driver in the event of an engine problem.

Part No.	Description
QRP61-790Red LED Light Strip, 18" Long
QRP61-795White LED Under-Car Light Kit, 18" Long
QRP61-9795Replacement White LED Strip

Aluminum Carb Hat QRP64-146

Installed during storage or transport, heavy duty aluminum carb hat uses an O-ring seal to protect engine from dirt and debris.



Throttle Stop Brackets

Offered for popular Holley carburetors, fully CNC-machined black anodized aluminum bracket includes adjustable throttle stop.

Part No.	Description
QRP64-157Holley 4BBL
QRP64-158Holley 2BBL



NEW!

Torque Absorbers



QRP66-500

Track-proven to increase forward bite out of the corners with sustained traction down the straight away, Torque Absorbers are IMCA-legal, and are lighter than spring-style units. CNC-machined units use internal brass bushings and grease fittings to eliminate any possibility of bind, while the specially threaded cap allows easy biscuit changes. Extra length, 14" long unit uses four interior biscuits. Torque absorbers come standard with red (medium durometer) biscuits. Softer or harder durometer biscuits may be purchased separately for tuning purposes.

Part No.	Description
QRP66-499Extra Length Torque Absorber, 14" Long
QRP66-500Torque Absorber, 12-1/2" Long

Replacement/Accessory Components

QRP66-501Torque Absorber Biscuit, Extra Soft Blue
QRP66-502Torque Absorber Biscuit, Soft Yellow
QRP66-504Torque Absorber Biscuit, Medium Red
QRP66-506Torque Absorber Biscuit, Hard Black
QRP66-512Torque Absorber Travel Indicator



Steering Wheels

Quality dished aluminum or steel spoked steering wheels are offered with a choice of smooth red, blue or black grips.



Description	Black Part No.	Red Part No.	Blue Part No.
15" Steel Steering Wheel	QRP68-003	QRP68-0031	QRP68-0032
15" Aluminum Steering Wheel	QRP68-001	QRP68-0011	QRP68-0012
17" Steel Steering Wheel	QRP68-004	QRP68-0041	QRP68-0042
17" Aluminum Steering Wheel	QRP68-002	QRP68-0021	QRP68-0022

Steering Wheel Disconnects

Precision machined from billet aluminum, Steering Wheel Disconnects are offered in hex hub 360°, fine spline hub 360° and hex hub button styles.

Part No.	Description
QRP68-010	Hex Hub Button Style Disconnect
QRP68-012	Hex Hub 360° Disconnect
QRP68-015	Fine Spline Hub 360° Disconnect

Weld-On Hub Steel Adapters

QRP68-0109	Fits Hex Hub Button Style (QRP68-010)
QRP68-0129	Fits Hex Hub 360° Style (QRP68-012)
QRP68-0159	Fits Fine Spline Hub 360° Style (QRP68-015)



QRP68-010



QRP68-0129

Mini Brake Bias Gauge Panels

Panel has light, 1-1/2" diameter gauges with bleeders to evacuate air pockets and establish a reference point for pressure ratios. Panels are 2-3/4" x 4-1/2".

Part No.	Description
QRP61-101	Vertical Mount Brake Bias Gauge Panel
QRP61-103	Horizontal Mount Brake Bias Gauge Panel



QRP61-101

QuickScale QRP56-181

QuickScale incorporates many features common to much more expensive scales. Affordable, yet high quality scales feature two full screen displays; one for all four wheel weights and a second screen for all weights and percentages with different modes to select. Scales are accurate within 0.1 of 1%. Sold with 15" CNC-machined billet aluminum pads, color-coded cables, related hardware and instructions. Covered by a full two year warranty.



Ride Height Gauge QRP56-108 **NEW!**

Place the ride height gauge under the frame, and press the button; etched inch measurement stem will pop out, giving ride height between the frame and ground. Pocket-sized tool measures from 3-1/2"-6".



Pit Socket QRP64-078

The same steel, 1/2" drive pit socket used by many top racing teams. Pro, 1" socket is 2-1/4" long.

Caster Camber Gauge

Precision calibrated, caster camber gauge is made from fully CNC-machined billet aluminum. Assembled on a 360° level bench, gauge measures up to 6° of camber and up to 8° of caster.

Part No.	Description
QRP56-130	Caster Camber Gauge With Magnetic Adapter
QRP56-131	Caster Camber Gauge With No Adapter

Accessory/Replacement Gauge Adapters


QRP56-138	GM Adapter, 3/4"-20
QRP56-139	Ford Adapter, 13/16"-20
QRP56-143	Small Ford Adapter, 3/4"-16
QRP56-144	Wide 5 Adapter, 1.813"-16



Hawk Tire Tape

Tape's unique hawk tip securely grabs any surface, won't pull loose and measures to 10 feet.

Part No.	Description
QRP56-110	Tire Tape
QRP56-111	Tire Tape, Carded



Deluxe Tire Durometer QRP56-155

Checks hardness of tire to determine condition. Includes carrying pouch.



Economy Tire Pressure Gauges

Easy-to-read 2" diameter gauges feature shock rings, 12" long flexible hoses and 45° swivel chucks.

Part No.	Description
QRP56-007	Tire Pressure Gauge, 0-40 PSI
QRP56-008	Tire Pressure Gauge, 0-60 PSI
QRP56-009	Tire Pressure Gauge, 0-20 PSI



Tire Pressure Gauges

Rugged 2-1/2" dia. tire pressure gauges with pressure relief valves use the entire gauge range for more accurate readings. Features include shock resistant boots, 14" hoses and a strain relief on each end. Recommended: Dirt 20 PSI, Asphalt 40 PSI, Road Racing 60 PSI.

Part No.	Description
Dry Gauges	
QRP56-02020 PSI .5 lb. Increments
QRP56-04040 PSI 1 lb. Increments
QRP56-06060 PSI 1 lb. Increments

Liquid Filled Gauges	
QRP56-02120 PSI .5 lb. Increments
QRP56-04140 PSI 1 lb. Increments
QRP56-06160 PSI 1 lb. Increments


Glow-In-The-Dark Gauges	
QRP56-02220 PSI .5 lb. Increments
QRP56-04240 PSI 1 lb. Increments
QRP56-06260 PSI 1 lb. Increments





Q-Series Carburetors


Circle track carburetors provide exceptional performance throughout the entire RPM range. All new carburetors have die cast, high flow main bodies, billet metering blocks and throttle bodies, die cast aluminum float bowls, and adjustable secondary pump cam brackets. Available for gasoline, alcohol or E85.



Description	Gasoline Part No.	Alcohol Part No.	E85 Part No.
500 CFM 2BBL	QFTQ-500-CT	QFTQ-500-CTA	QFTQ-500-E85CT
750 CFM 4BBL, Mech. Secondaries	QFTQ-750-CT	QFTQ-750-CTA	QFTQ-750-E85CT
750 CFM 4BBL, Adj. Vacuum Secondaries	QFTQ-750-PVCT	-	-
850 CFM 4BBL, Mech. Secondaries	-	QFTQ-850-CTA	-

Professional Series 4BBL Carburetors

Carburetors for late models and modifieds have Proform high flow main bodies, CNC-machined, billet metering blocks, die cast aluminum Fuel Chute™ fuel bowls, and super duty throttle bodies with ribbing and thicker cross sectional areas. Applications for gasoline only.




Part No.	Description
QFTP-750-CT	750 CFM Carburetor
QFTP-850-CT	850 CFM Carburetor
QFTP-950-CT	950 CFM Carburetor



Performance Auto Supply

SB Chevy Lightweight Steel Bellhousings

Quick Time bellhousings are light, rigid and work hardened to over 80,000 PSI. Bellhousings maintain their strength and accuracy and prevent horsepower loss and excessive wear. Compatible with Saginaw, Muncie, Richmond, Bert or Brinn transmissions. Inspection cover and related hardware are included.



Part No.	Application	Clutch	Flywheel	Weight
QTMRM-6010	Traditional	10.5"	153T	18 lbs.
QTMRM-6020†	OEM Rep.	10.5"	153T	18 lbs.
QTMRM-6040‡	Rear Pump Drive	10.5"	153T	17 lbs.

† OEM replacement for applications with stock shifter fork and throwout bearing. Pivot ball included.

‡ Cut out and bolt pattern for rear pump drives.

Lightweight Flexplates

The original spoked, SFI 29.1 certified flexplate. Manufactured from premium HSLA 60 grade steel, significantly improve engine acceleration. Zinc plated.

Part No.	Application	Model	Weight
QTMRM-901	SB Chevy, 1974-85, 153T	Lightweight	2.8 lbs.
QTMRM-920	SB Chevy, 1974-85, 153T	Ultralight	2.1 lbs.
QTMRM-925	SB Chevy, 1986-96, 153T	Lightweight	2.8 lbs.




Performance Rebuild Kits

Kits include highest quality non-stick gaskets, needle and seat assemblies, accelerator pump diaphragms, gaskets and small parts to properly rebuild carburetor.

Part No.	Description
QFT3-200	4160 4BBL, 390-850, Vac. Secondary
QFT3-2000*	4160 4BBL, 390-600 CFM, Vac. Secondary
QFT3-202	4150 4BBL, Gas, Mech. Secondary
QFT3-204	4150 4BBL, Alcohol, Mech. Secondary
QFT3-201	2300 2BBL

* For 390, 450 and 600 CFM with standard metering block gasket.



Carburetor Gaskets

Recommended for racing applications, non-stick, blue fuel bowl and metering block gaskets are coated with fluorocarbon.


Part No.	Description
QFT8-134	Fuel Bowl Gaskets, Model 2300, 4150, 4150HP, 4500, 4500HP, Pair
QFT8-139	Metering Block Gaskets, 2-Circuit HP, QFT, Proform And Holley, Pair
QFT8-25	Power Valve Gasket, Non-Stick, Each



Fuel Pressure Regulator

QFT30-803

Capable of satisfying the fuel supply needs of single four-barrel applications with up to 900 horsepower. Regulator features ball and stem activation and incorporates a high quality, GFLT diaphragm assembly for steady, consistent fuel flow.



E85 Fuel Test Tube QFT36-E85 **NEW!**

Check the percentage of ethanol content of E85 quickly and accurately. Simply add water to the designated line of the test tube, shake it up, and let it set for a few minutes. A line of separation will then show what the ethanol percentage truly is. Complete with protective sleeve and instructions.



GM Clutch Fork Pivot Ball

QTMRM-6026


Made from high strength steel, stock GM replacement pivot ball includes 13/16" threads.



Balance Plates

Achieve proper external engine balance in certain small block Chevs or Fords. Made from quality H-60 steel.

Part No.	Description
QTMRM-525	SB Chevy 400, pre-1986, Use With 350 Flexplate For External Balanced 383 Or 400 Engines
QTMRM-530	SB Chevy, 1986-96, Recommended For Use With RM-925 Or RM-930 Or Use To Replace OEM Weighted Flexplate (Crate Engines)
QTMRM-536	SB Ford 302-351W, Use With Externally Balanced 50 Oz. Applications



5-1/2" Spring Cup QTMRM-600

Made to fit snug into a 5-1/2" spring, cup is 2-1/2" tall and accepts up to 1" weigh jack bolts. Powder coated H60 grade steel.



Ford 9" Bearing Retainers

Manufactured from zinc plated H60 grade steel.

Part No.	Description
QTMRM-403	Small Ford/Big Bearing Torino 9"
QTMRM-404	Big Ford 9"





Powerflow Air Filters

R2C air filters offer maximum performance without compromise. Manufactured from a patent-pending filter media that was designed specifically for engine intake filtration. Powerflow filters, which were developed through extensive lab and on-track testing, offer maximum engine protection, while delivering the lowest restriction previously thought to be unattainable. Available offset filters provide the most consistent distribution profile over the air filter base, while improving the signal to the carburetor boosters. Available pre-filters offer increased protection from dust and debris.



Part No.	Description
R2CR10500	14" Dia. x 3" Tall Filter
R2CR10501	14" Dia. x 4" Tall Filter
R2CR10502	14" Dia. x 5" Tall Filter
R2CR10511	14" Dia. x 4" Tall Filter, Offset Lip, Asphalt Track
R2CR10522	14" Dia. x 4" Tall Filter, Offset Lip, Dirt Track
R2CR10523	14" Dia. x 5" Tall Filter, Offset Lip, Dirt Track
R2C0210A1	4" Pre-Filter
R2C0210A2	5" Pre-Filter

Pit Filters


Great for pit tuning where air cleaner removal is required, while preventing exposure by the engine to harmful dust and debris.



Part No.	Description
R2CCF10500	Pit Filter, Holley Flange
R2CCF10501	Pit Filter, Braswell Flange



Bump Rubber Pucks



Description	Blue (Hard) Part No.	Red (Soft) Part No.	White (Medium) Part No.
1/2" Tall	RESRE-BR-5153-B50	RESRE-BR-5153-R50	RESRE-BR-5153-W50
3/4" Tall	RESRE-BR-5153-B75	RESRE-BR-5153-R75	RESRE-BR-5153-W75

COT-Style Bump Rubbers



Description	Blue (Hard) Part No.	Red (Soft) Part No.	White (Medium) Part No.
50mm, 12mm I.D.	RESRE-BR-SJBCA-15	-	RESRE-BR-SJBCA-25
58mm, 2.27" H. x 1.94" W.	RESRE-BR-COT58-40	RESRE-BR-COT58-25	RESRE-BR-COT58-30
75mm, 3.00" H. x 1.94" W.	RESRE-BR-COT75-55	RESRE-BR-COT75-40	RESRE-BR-COT75-45

Molded Bump Stops

Bump stops, in .500" and 1.00" heights, are available with four durometer ratings.



Description	Black/Soft (50 Durometer) Part No.	Purple (60 Durometer) Part No.	Green (70 Durometer) Part No.	Yellow (80 Durometer) Part No.
1.00"	RESRE-BR-RSW-530	RESRE-BR-RSW-630	RESRE-BR-RSW-730	RESRE-BR-RSW-830
.500"	RESRE-BR-RSW-550	RESRE-BR-RSW-650	RESRE-BR-RSW-750	RESRE-BR-RSW-850
Description	Red (85 Durometer) Part No.	Blue (90 Durometer) Part No.	Orange (93 Durometer) Part No.	Black (95 Durometer) Part No.
1.00"	RESRE-BR-RSW-835	RESRE-BR-RSW-930	RESRE-BR-RSW-933	RESRE-BR-RSW-935
.500"	RESRE-BR-RSW-855	RESRE-BR-RSW-950	RESRE-BR-RSW-953	RESRE-BR-RSW-955

Power Base 4412 **NEW!**

The Power Base is sure to be popular on race cars using Holley model 4412 two-barrel carburetors including Modifieds, Super Stocks and Street Stocks. Lightweight, yet durable composite 14" diameter air cleaner base, which was developed over hundreds of hours of R&D and testing with top engine and carb builders, raised base offers improved air flow characteristics over choke horn/tower. Offers maximum performance when used with R2C's air cleaner assembly.



Part No.	Description
R2CAC10508	Composite Air Cleaner Base, Holley 4412
R2CAC10508FG	Air Cleaner Assembly, Includes R2CAC10508 And Aluminum Lid

Engine Breather Filters **NEW!**

Designed to offer racers the finest crankcase and breather technology currently available. Lightweight, carbon fiber construction breathers utilize a unique flange design that improves oil return and virtually eliminates the associated dripping. Breathers are fully washable using biodegradable solvents.



Part No.	Description
R2CBF10500CF	Clamp-On Breather, 1.25" Dia.
R2CBF10600CF	Push-In Breather, 1.25" Dia.
R2CBF10700CF	Clamp-On Breather, 1.50" Dia.
R2CBF10800CF	Clamp-On Breather, 1.375" Dia.

Packers

Description	1/16" Thick Part No.	1/8" Thick Part No.
14mm, .551"	RESRE-BR-PK14-063	RESRE-BR-PK14-125
16mm, .625"	RESRE-BR-PK16-063	RESRE-BR-PK16-125



Bump Stop Spacers

Made from billet aluminum.

Description	1" Thick Part No.	1/2" Thick Part No.
14mm	RESRE-BR-SPCR14-1	RESRE-BR-SPCR14-500
16mm	RESRE-BR-SPCR16-1	RESRE-BR-SPCR16-500



Bump Rubber Cups

Available to fit Bilstein, RE, Penske, AFCO and Ohlins shock absorbers.

Part No.	Description
RESRE-BRCUP-14/1	Bilstein
RESRE-BRCUP-14/3	RE Suspension
RESRE-BRCUP-16/1	Ohlins, AFCO
RESRE-BRCUP-16/3	3"
RESRE-BRCUP-625/1	Penske
RESRE-BRCUP-625/3S	Penske, 3"



RESRE-BRCUP-14/1

Bump Stop System Accessories

Part No.	Description
RESRE-BR-NT73	Bump Stop Steel Nut, Penske
RESRE-BR-NTBL	Bump Stop Steel Nut, Bilstein
RESRE-BR-SLIDER-14	Bump Stop Slider, Fits 14mm/1/2" Dia. Shafts, Bilstein/Pro/Koni, etc.
RESRE-BR-WASHER-0	Bump Stop Divider Washer, Flat
RESRE-BR-WASHER-5	Bump Stop Divider Washer, 5° Taper
RESRE-BR-WASHER-10	Bump Stop Divider Washer, 10° Taper




RESRE-BR-WASHER-0



SB Chevy "Pro Action" 23° Cast Iron Cylinder Head

The industry's most potent 23° cast iron cylinder head features "as cast" chambers and ports. Unique multi-angled radiused intake and exhaust seats will outflow other seats by 5%. Head is fitted with bronze wall valve guides and accepts standard or late model, centerbolt valve covers, standard screw-in studs and rocker arms. Available with 200, 220, or 235cc intake runner volumes, and sold individually as bare casting.



Part No.	Description	Intake Runner	Comb. Chamber	Intake Valve	Exhaust Valve
RHS12303	Straight Plug Cylinder Head	200cc	72cc	2.020"	1.600"
RHS12304	Angle Plug Cylinder Head	200cc	72cc	2.020"	1.600"
RHS12319	Straight Plug Cylinder Head	200cc	64cc	2.020"	1.600"
RHS12320	Angle Plug Cylinder Head	200cc	64cc	2.020"	1.600"
RHS12333	Straight Plug Cylinder Head	200cc	50cc	2.020"	1.600"
RHS12334	Angle Plug Cylinder Head	200cc	50cc	2.020"	1.600"
RHS12306	Angle Plug Cylinder Head	220cc	72cc	2.020"	1.600"
RHS12321	Straight Plug Cylinder Head	220cc	64cc	2.020"	1.600"
RHS12322	Angle Plug Cylinder Head	220cc	64cc	2.020"	1.600"
RHS12335	Straight Plug Cylinder Head	220cc	50cc	2.020"	1.600"
RHS12336	Angle Plug Cylinder Head	220cc	50cc	2.020"	1.600"
RHS12323	Straight Plug Cylinder Head	235cc	64cc	2.080"	1.600"
RHS12324	Angle Plug Cylinder Head	235cc	64cc	2.080"	1.600"

SB Chevy "Pro Action" 23° Aluminum Cylinder Head

Top quality, 23° aluminum cylinder head has "as cast" ports and combustion chambers, bronze wall valve guides, competition valve job, and multi-angled intake and exhaust seats. Head is available with 200, 220 and 235cc intake runners and is sold individually as a bare casting. Accepts original equipment type components.



Part No.	Description	Intake Runner	Comb. Chamber	Intake Valve	Exhaust Valve
RHS12054	Straight Plug Cylinder Head	200cc	64cc	2.020"	1.600"
RHS12055	Angle Plug Cylinder Head	200cc	64cc	2.020"	1.600"
RHS12059	Angle Plug Cylinder Head	220cc	64cc	2.020"	1.600"
RHS12062	Angle Plug Cylinder Head	235cc	64cc	2.080"	1.600"

SB Chevy Pro Action 14° Cast Iron Cylinder Head *RHS12804*


Pro Action 14° head features the largest runner volume of any small block Chevy iron cylinder head currently available at 235cc, while including the ability to be ported up to 285cc. Head additionally incorporates rolled valve angle, high intake port opening, angle plug design and offset valve location for increased air flow. Sold individually as bare castings.



Part No.	Description	Intake Runner	Comb. Chamber	Intake Valve	Exhaust Valve
RHS12804	Pro Action 14° Cyl. Head, Bare	235cc	47cc	2.125" +.800" Long	1.625" +.800" Lon

SB Chevy 14° Single Plane Intake Manifold *RHS12901*

Engineered specifically for use with the RHS Pro Action 14° cylinder head, aluminum single plane intake manifold features a tall profile, long runner design combined with an innovative, lightweight flange. Delivers exceptional mid-range horsepower critical to circle track applications. Manifold includes female pipe fittings at each corner to allow external water lines for reverse cooling, if desired. Accepts standard 4150 style carburetors.



SB Ford "Pro Action" Aluminum Cylinder Head

The perfect performance upgrade for 289-351W small block Ford. Aluminum cylinder head uses Clean Cast Technology, for superior flowing ports right out of the box. Smaller valve package eliminates the need for piston dome modifications. Dual bolt pattern exhaust allows compatibility with stock manifolds or headers. Choose 200cc or 215cc intake runners with 58cc or 64cc combustion chambers. Head requires +.100" longer valves. Sold individually as a bare casting.



Part No.	Description	Intake Runner	Comb. Chamber	Intake Valve	Exhaust Valve
RHS35012	"Pro Action" Cyl. Head	200cc	58cc	2.020"	1.600"
RHS35013	"Pro Action" Cyl. Head	215cc	58cc	2.080"	1.600"
RHS35016	"Pro Action" Cyl. Head	200cc	64cc	2.020"	1.600"



Jared Spalding



Proban/Banox Single Layer Driving Suits SFI 3-2A/1

Two-piece driving suits are made of fire-resistant Proban/FR-7A and/or Banox FR3 fabric. Jackets and pants are sewn with Nomex thread and have Nomex cuffs and zippers. White racing stripes appear on both jacket and pants. Available in black, red, or blue. Suits meet SFI 3-2A/1 specifications.

Size	Black	Red	Blue
Proban Jackets			
Small	RJS1004-1-SM	RJS1004-1-SM-4	RJS1004-1-SM-3
Medium	RJS1004-1-MD	RJS1004-1-MD-4	RJS1004-1-MD-3
Large	RJS1004-1-LG	RJS1004-1-LG-4	RJS1004-1-LG-3
X-Large	RJS1004-1-XL	RJS1004-1-XL-4	RJS1004-1-XL-3
2X-Large	RJS1004-1-2X	RJS1004-1-2X-4	RJS1004-1-2X-3
3X-Large	RJS1004-1-3X	RJS1004-1-3X-4	RJS1004-1-3X-3
4X-Large	RJS1004-1-4X	RJS1004-1-4X-4	RJS1004-1-4X-3
Proban Pants			
Small	RJS1004-2-SM	RJS1004-2-SM-4	RJS1004-2-SM-3
Medium	RJS1004-2-MD	RJS1004-2-MD-4	RJS1004-2-MD-3
Large	RJS1004-2-LG	RJS1004-2-LG-4	RJS1004-2-LG-3
X-Large	RJS1004-2-XL	RJS1004-2-XL-4	RJS1004-2-XL-3
2X-Large	RJS1004-2-2X	RJS1004-2-2X-4	RJS1004-2-2X-3
3X-Large	RJS1004-2-3X	RJS1004-2-3X-4	RJS1004-2-3X-3
4X-Large	RJS1004-2-4X	RJS1004-2-4X-4	RJS1004-2-4X-3



Nomex Single Layer Driving Suits SFI 3-2A/1

Single-layer suits are two-piece, flame retardant Nomex 3 and sewn with Nomex thread. Cuffs and zippers are fashioned from Nomex material. Jackets and pants are available in black, red, or blue with white racing stripes. Suits meet SFI 3-2A/1 specifications.

Size	Black	Red	Blue
Nomex Jackets			
Small	RJS1003-1-SM	RJS1003-1-SM-4	RJS1003-1-SM-3
Medium	RJS1003-1-MD	RJS1003-1-MD-4	RJS1003-1-MD-3
Large	RJS1003-1-LG	RJS1003-1-LG-4	RJS1003-1-LG-3
X-Large	RJS1003-1-XL	RJS1003-1-XL-4	RJS1003-1-XL-3
2X-Large	RJS1003-1-2X	RJS1003-1-2X-4	RJS1003-1-2X-3
3X-Large	RJS1003-1-3X	-	RJS1003-1-3X-3
Nomex Pants			
Small	RJS1003-2-SM	RJS1003-2-SM-4	RJS1003-2-SM-3
Medium	RJS1003-2-MD	RJS1003-2-MD-4	RJS1003-2-MD-3
Large	RJS1003-2-LG	RJS1003-2-LG-4	RJS1003-2-LG-3
X-Large	RJS1003-2-XL	RJS1003-2-XL-4	RJS1003-2-XL-3
2X-Large	RJS1003-2-2X	RJS1003-2-2X-4	RJS1003-2-2X-3
3X-Large	RJS1003-2-3X	-	RJS1003-2-3X-3



Nomex Double Layer Driving Suits SFI 3-2A/5

Suits are two-piece with an inner layer of Arimand/Kevlar blend and an outer layer of Nomex 3. Jacket and pants are channel quilted and sewn with Nomex thread. Cuffs and zippers are Nomex construction. Available in black, red, or blue with white racing stripes. Meets SFI 3-2A/5 specifications.

Size	Black	Red	Blue
2-Layer Nomex Jackets			
Small	RJS1010-1-SM	-	-
Medium	RJS1010-1-MD	RJS1010-1-MD-4	RJS1010-1-MD-3
Large	RJS1010-1-LG	RJS1010-1-LG-4	RJS1010-1-LG-3
X-Large	RJS1010-1-XL	RJS1010-1-XL-4	RJS1010-1-XL-3
2X-Large	RJS1010-1-2X	RJS1010-1-2X-4	RJS1010-1-2X-3
3X-Large	RJS1010-1-3X	RJS1010-1-3X-4	-
2-Layer Nomex Pants			
Small	RJS1010-2-SM	RJS1010-2-SM-4	-
Medium	RJS1010-2-MD	RJS1010-2-MD-4	RJS1010-2-MD-3
Large	RJS1010-2-LG	RJS1010-2-LG-4	RJS1010-2-LG-3
X-Large	RJS1010-2-XL	RJS1010-2-XL-4	RJS1010-2-XL-3
2X-Large	RJS1010-2-2X	RJS1010-2-2X-4	RJS1010-2-2X-3
3X-Large	RJS1010-2-3X	RJS1010-2-3X-4	-



SFI 3-2A/5 Quarter Midget Suit

The suits are constructed of 2-layers of fire retardant materials and sewn with high quality Nomex thread, Nomex cuffs and Nomex zippers.

Size	Black	Red	Blue
JR 8/10	RJS1027-8-10	-	-
JR 10/12	RJS1027-10-12	-	-
JR 12/14	RJS1027-12-14	RJS1027-12-14-4	RJS1027-12-14-3
JR 14/16	RJS1027-14-16	RJS1027-14-16-4	RJS1027-14-16-3



Nomex Underwear

Fire retardant underwear provide a vital thermal barrier for added safety. Sold in two-piece sets (top and bottom). Nomex socks and hoods are also available.



Jr. 6/8	Jr. 8/10	Jr. 10/12	Jr. 12/14	Jr. 14/16
Underwear - Junior				
RJS20203-6-8	-	RJS20203-10-12	RJS20203-12-14	RJS20203-14-16

X-Small	Small	Medium	Large	X-Large
Underwear - Adult				
RJS20203XS	RJS20203S	RJS20203M	RJS20203L	RJS20203XL
Socks - Adult				
-	-	-	RJS20204L	RJS20204XL

Hood	
Junior	Adult
RJS20205-1-JR	RJS20205



Driving Gloves

Two layers of knitted Nomex are used with top and bottom gauntlets, elasticized wrists, and calf skin palms. Single-layer gloves are the same except for Velcro closures on back. Single layer gloves meet SFI 3.3/1; double layer gloves meet SFI 3.3/5 specs.

Size	Black	Red	Blue
Single Layer			
Small	RJS20213S	RJS20213S-4	RJS20213S-3
Medium	RJS20213M	RJS20213M-4	RJS20213M-3
Large	RJS20213L	RJS20213L-4	RJS20213L-3
X-Large	RJS20213XL	RJS20213XL-4	RJS20213XL-3
Double Layer			
XX-Small	RJS20212-XXS	-	-
X-Small	RJS20212-XS	-	-
Medium	RJS20212M	RJS20212M-4	RJS20212M-3
Large	RJS20212L	RJS20212L-4	RJS20212L-3
X-Large	RJS20212XL	RJS20212XL-4	RJS20212XL-3



Nomex 3 Mid Cut Shoes

Available in mid cut styles with brushed leather trim and a Nomex fleece liner for extra comfort. Easy open/easy close Velcro top. Available in black, red, or blue, and in sizes 8-15. SFI 3.3/5 rating.

Size	Black	Red	Blue
8	RJS20209-N-8	RJS20209-4-8	RJS20209-3-8
9	RJS20209-N-9	RJS20209-4-9	RJS20209-3-9
10	RJS20209-N-10	RJS20209-4-10	RJS20209-3-10
11	RJS20209-N-11	RJS20209-4-11	RJS20209-3-11
12	RJS20209-N-12	RJS20209-4-12	RJS20209-3-12
13	RJS20209-N-13	-	RJS20209-3-13
14	RJS20209-N-14	-	-
15	RJS20209-N-15	-	-



Doug True



5-Point Individual Bolt-In Harness Systems

RJS 5-point, 3" racing harness meets recently adopted SFI specification requiring individual mount shoulder harnesses. Choose bolt-in or wrap-around mounts in black, blue or red with 2" or 3" wide submarine belts. Bolt-in mount systems adjust the shoulder harness at the chest slider only. Wrap-around systems include hardware for wrap-around or bolt-in mount.



Description	Black	Blue	Red
Bolt-In Mount			
Harness w/2" Sub Belt	RJS50502-18-06	RJS50502-18-06-3	RJS50502-18-06-4
Harness w/3" Sub Belt	RJS50502-18-23	RJS50502-18-23-3	RJS50502-18-23-4
Wrap-Around (Shoulder Only)			
Harness w/2" Sub Belt	RJS50502-19-06	RJS50502-19-06-3	RJS50502-19-06-4
Harness w/3" Sub Belt	RJS50502-19-23	RJS50502-19-23-3	RJS50502-19-23-4
Complete Wrap-Around			
Harness w/2" Sub Belt	RJS50502-19-06-CWA	RJS50502-19-06-3-CWA	RJS50502-19-06-4-CWA

5-Point Roll Bar Mount Harness Systems

Systems use the highest quality materials, including 4130 chrome moly steel hardware. Harnesses are fully adjustable, meet SFI 16.1 specs, and are available in black, blue or red with single 2" or 3" wide submarine belts.



Description	Black	Blue	Red
Harness w/2" Sub Belt	RJS50502-16-06	RJS50502-16-06-3	RJS50502-16-06-4
Harness w/3" Sub Belt	RJS50502-16-23	RJS50502-16-23-3	RJS50502-16-23-4

5-Point Quick Release Harness Systems

Belt hook-up and release is easy with the aluminum quick release mechanism. Belt ends are high quality 4130 chrome moly steel and each system meets SFI 16.1 specs. Available in roll bar mount or wrap around style shoulder straps with 2" or 3" wide submarine belt in black, blue or red.



Description	Black	Blue	Red
Roll Bar Mount			
2" Sub Belt	RJS30298-16-06	-	RJS30298-16-06-04
3" Sub Belt	RJS30298-16-23	RJS30298-16-23-03	RJS30298-16-23-04
Wrap Around			
2" Sub Belt	RJS30298-19-06	-	RJS30298-19-06-4
3" Sub Belt	RJS30298-19-23	RJS30298-19-23-3	-

5-Point Floor Mount Harness Systems

Whether building a new car, or just replacing old belts, RJS 5-point systems make ordering easy. Latch type kits include 3" lap belts, 3" shoulder harness and 2" submarine belt. Floor mount, "Y"-type harness Does Not Meet SFI Certification.



Description	Black	Blue	Red
Harness With 2" Sub Belt	RJS502-17-06	RJS502-17-06-3	RJS502-17-06-4

3" Harness Pads

Easy to install, belts slip into pads for extra driver comfort. Available in black, blue and red. SFI approved.

Black	Blue	Red
RJS70702	RJS70702-3	RJS70702-4



3" Lap Belts

3" lap belts are an RJS exclusive. Anti-slip springs are installed and there are no side adjustments to cause hip discomfort. Adjustable from 18" to 60" and all hardware is made from 4130 chrome moly steel. Offered in bolt-in, snap end or wrap around versions. Belts meet 16.1 SFI specs.



Description	Black	Blue	Red
Bolt End Lap Belt	RJS50502	RJS50502-3	RJS50502-4
Snap End Lap Belt	RJS50502-1	RJS50502-1-3	RJS50502-1-4
Wrap Around Lap Belt	RJS50502-2	-	-

3" Shoulder Harnesses

Use with any 3" latch type belt. Harnesses are offered in bolt-in, roll bar mount and wrap around configurations. Roll bar mount, "V"-type harness may be mounted to a structural tube running horizontally behind and below the driver's shoulders. Individual bolt in harness may be secured similarly or attached to rear floor pan. Wrap around harness loops around roll bar tubing, running horizontally and below driver's shoulders. Belts meet 16.1 SFI specs.



Description	Black	Blue	Red
Roll Bar Mount Shoulder Harness	RJS50516	-	RJS50516-4
Bolt In Shoulder Harness	RJS50518	RJS50518-3	RJS50518-4
Wrap Around Shoulder Harness	RJS50519	RJS50519-3	RJS50519-4

Submarine Belts

Submarine belts may be used with any latch type 3" belt and harness. The fully adjustable model has the same type adjuster, with anti-slip springs, used on RJS seat belts. Choose from 2" or 3" wide single, or 2" wide double belts. Belts meet 16.1 SFI specs.



Description	Black	Blue	Red
2" Wide Single	RJS50506	RJS50506-3	RJS50506-4
2" Wide Single, Fully Adjustable	RJS50506-A	RJS50506-A-3	RJS50506-A-4
3" Wide Single	RJS20223	-	-
2" Wide Double	RJS50505	RJS50505-3	RJS50505-4

Harness System Mounting Accessories

- Part No.** **Description**
- RJS100Floor Anchor
- RJS101Eye Bolt 3/8" Fine Thread
- RJS1023" Slide Bar
- RJS103Snap Hook
- RJS1052" Slide Bar
- RJS107Heavy Mounting Washer
- RJS30308Floor Mount Kit, Bolt End, Includes 2 of Each: Bolts, Nuts and Washers
- RJS30309Floor Mount Kit, Snap End, Includes 1 of Each: Snap End, Eye Bolt, Flat Washer And Nut




Chris May



Window Nets


Nylon, ribbon nets have provisions for insertion of a 7/16" steel rod top and bottom to secure them. Order mounting kit RJS90906 separately.



Part No.	Description	Part No.	Description
Rectangular Nets		Square Nets	
RJS50525	Black 18" x 24"	RJS1000	Black 24" x 24"
RJS50525-3	Blue 18" x 24"	RJS1000-3	Blue 24" x 24"
RJS50525-4	Red 18" x 24"	RJS1000-4	Red 24" x 24"
RJS50525-5	Orange 18" x 24"		
RJS50525-6	Yellow 18" x 24"		
RJS50525-7	Gray 18" x 24"		

Oblong Window Nets


Ribbon-style nylon nets are oblong to cover most of the window opening and are the type used in NASCAR Grand National and Sprint Cup cars. Nets have provisions for a steel rod to secure them. Order mounting kit RJS90906-2 separately.



Part No.	Description
RJS50523	Black 23" x 32" x 18"
RJS50523-3	Blue 23" x 32" x 18"
RJS50523-4	Red 23" x 32" x 18"

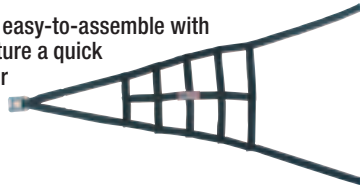
String-Type Window Net RJS70701

Nylon string-type net has provisions for inserting 7/16" steel rods to secure it. Available in black only. Measures 18" x 24". Use mounting kit RJS90906.



Sprint Car Roll Cage Nets

Sprint car nets are complete, easy-to-assemble with all mounting hardware and feature a quick release front. Nets are made for 2-point hook-up and are made from quality materials.



Part No.	Description
RJS50524-1	Black, 2-Point
RJS50524-1-3	Blue, 2-Point
RJS50524-1-4	Red, 2-Point

Window Net Installation Kits



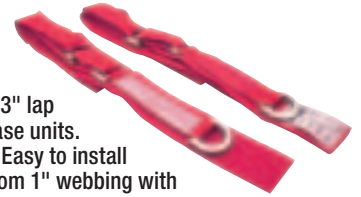
Part No.	Description
RJS90906	Fits RJS50525, RJS1000 And RJS70701 Window Nets
RJS90906-2	Fits RJS50523 Window Nets



Jeremy Lutz

Arm Restraints

Universal restraints work with 3" lap belt or the 4 or 5 way quick release units. For use in all types of race cars. Easy to install and comfortable to use. Made from 1" webbing with 2" arm bands and special "D" rings to prevent slippage.



Part No.	Description
RJS50522	Black
RJS50522-3	Blue
RJS50522-4	Red

Helmet Restraint RJS20214

Helmet restraint reduces neck fatigue and is easy to attach or remove. Adjusts easily and "D" ring attachment for installation is included. Compatible with any helmet.



Helmet Supports

High density foam brace is covered with Nomex and steadies the head and helmet in bumps and jolts over rough terrain. Neck brace is secured with a Velcro closure and can be removed and replaced in seconds. SFI 3.3 spec. approved.



Description	Black	Blue	Red
Horseshoe Style	RJS20216	RJS20216-3	RJS20216-4
360° Style	RJS20216-1	RJS20216-1-3	RJS20216-1-4

Circle Track Economy Fuel Cells

Plastic cells are fitted with an -8AN pickup fitting, vent, roll-over valve (unless specified) and twist-on metal D-ring cap. Cells include foam that will hold up to gasoline and gasoline additives. Cells are also available with red painted steel containers.




Description	Cell Only Part No.	Cell And Container Part No.
8 Gallon Fuel Cell, 9-1/8" x 13-1/8" x 17-1/8"	RJS110020S*	RJS11002-930
11 Gallon Fuel Cell, 8-3/4" x 18" x 17-1/2"	RJS110050S*	RJS11005-931
15 Gallon Fuel Cell, 25-1/2" x 17-1/2" x 9-1/2"	RJS111020S	RJS11102-932
22 Gallon Fuel Cell, 9-5/8" x 17-1/4" x 33"	RJS111050S	RJS11105-934
22 Gallon Fuel Cell, 14-3/4" x 17-1/2" x 25-1/2"	RJS111080S	RJS11108-933
32 Gallon Fuel Cell, 17-3/4" x 17-1/2" x 25-3/4"	RJS109990S	RJS10999-935


* Roll-over valve not included with 8- or 11-gallon cells.

Part No.	Description	Fuel Cell Foam Specs
Fuel Cell Accessories		
RJS20217	Fuel Cell Foam, 4" x 8" x 8", Gasoline	<ul style="list-style-type: none"> 4-gallon cell uses 3 pieces 8-gallon cell uses 4 pieces
RJS20217-1	Fuel Cell Foam, 4" x 8" x 8", Methanol	<ul style="list-style-type: none"> 11-gallon cell uses 6 pieces
RJS90922	Metal D-Ring Vented Cap With Adapter	<ul style="list-style-type: none"> 15-gallon cell uses 10 pieces
RJS90922-1	Metal D-Ring Vented Cap Only	<ul style="list-style-type: none"> 22-gallon cell uses 12 pieces
RJS90922-33	Rubber Gasket For D-Ring Cap	<ul style="list-style-type: none"> 32-gallon cell uses 14 pieces
RJS90922-4	Filler Neck Gasket	

Recessed Fender Fill RJS11111

Recessed filler installs in quarter panel. 2-1/4" neck allows routing of clear hose to the fuel cell for refilling. Includes hardware and built-in overflow drain.





RCB14HSK



RCB2DPK

Tubular Bolts

Engineered for the weight conscious racer, lightweight tubular bolts are made from 4130 chrome moly, are heat treated with rolled threads and have ground outside diameters. Bolt heads are threaded and welded. All are zinc plated for durability.

Individual Tubular Bolts

Length	Fastener Size						
	3/8"-16	3/8"-24	7/16"-14	7/16"-20	1/2"-20	5/8"-18	3/4"-16
5/8"	-	-	RCB431406	-	-	-	-
1"	-	RCB372410	-	-	-	-	-
1-1/4"	RCB371612	RCB372412	-	-	-	-	-
1-5/16"	-	-	-	-	RCB502013	-	-
1-3/8"	-	-	RCB431413	-	-	-	-
1-1/2"	-	RCB372415	-	RCB432015	RCB502015	-	-
1-3/4"	-	-	-	-	RCB502017	RCB621817	-
2"	-	-	-	RCB432020	RCB502020	RCB621820	RCB751620
2-1/4"	-	RCB372422	-	-	RCB502022	RCB621822	-
2-1/2"	-	RCB372425	-	RCB432025	RCB502025	RCB621825	RCB751625
2-3/4"	-	-	-	-	RCB502027	RCB621827	-
3"	-	-	-	-	RCB502030	RCB621830	RCB751630
3-1/2"	-	-	-	-	RCB502035	RCB621835	RCB751635
4"	-	RCB372440	-	-	RCB502040	RCB621840	RCB751640
4-1/2"	-	-	-	-	RCB502045	RCB621845	RCB751645
5"	-	-	-	-	-	-	RCB751650
5-1/4"	-	-	-	RCB432055	-	-	-
6"	-	-	-	RCB432060	RCB502060	-	RCB751660
7"	-	-	-	RCB432070	-	-	-

Tubular Bolt Kits

Part No.	Description
RCB10QCCK	Quick Change Rear End Cover Bolt Kit, (10) 3/8"-16 x 1-3/4" Studs
RCB10RETBK	Rear End Thru Bolt Kit, (5) 7/16" x 5-1/2" Bolts, (5) 7/16" x 6" Bolts, (20) AN Washers, (10) 7/16" Thin Loc Nuts
RCB14HSK	Header Stud Kit, (14) 3/8"-16-24 x 1-3/8" Studs
RCB16RLBK	Aluminum Rim Lock Bolt Kit, (16) 5/16"-18 x 1-1/4" Bolts, (16) 5/16" AN Washers
RCB2DPK	5/8" Dowel Pin Kit (2 Pcs.)
RCB4W5DCK	Wide 5 Dust Cover Bolt Kit, (4) 7/16" x 1-3/8" Bolts, (4) 7/16" AN Washers
RCB8W5DFK	Wide 5 Drive Flange Bolt Kit, (8) 7/16" x 1-3/8" Bolts, (8) 7/16" AN Washers
RCB9RETBK	Rear End Thru Bolt Kit, (9) 7/16" x 5-1/4" Bolts, (18) AN Washers, (9) 7/16" Thin Loc Nuts

Stainless Steel AN Washers

25 per pack.

Part No.	Size
RCB250AN	1/4"
RCB310AN	5/16"
RCB370AN	3/8"
RCB430AN	7/16"
RCB500AN	1/2"
RCB620AN	5/8"
RCB750AN	3/4"

Aluminum Bolts

Sold individually.

Part No.	Description
RCB25010A	1/4"-20 x 1"
RCB31812A	5/16"-18 x 1-1/4"



Fusion 1600 Driver Packages

Required by many tracks as a driver listening-only radio for caution announcements. The Fusion package includes the RACEceiver 1600 (Yellow), an economical unit that combines small size, great reception and can handle frequencies between 450-470 mhz. The Fusion is offered with a standard ear bud and holster, or with the semi-pro earpiece, a high quality, foam covered ear speaker set that offers low distortion and high impedance for exceptional clarity, while providing reduced outside noise.

Part No.	Description
RCVFD1600	Fusion 1600 With Standard Ear Bud And Holster
RCVFD1600SP	Fusion 1600 With Semi-Pro Earpiece NEW!

Replacement Components

RCVCLEARHOLDER	Holster For RCVFD1600
RCVEP700	Semi-Pro Earpiece For RCVFD1600SP
RCVML100	Ear Bud Set For RCVFD1600
RCVTIPS	Ear Bud Rubber Tips For RCVFD1600

Ace Rookie Package RCVSD1600

The Ace Rookie Package has a reverse splitter toroute the audio from a 2-way radio using one earpiece. Set includes Rookie driver ear-piece and male-to-male adapter, holster, AAA battery and instructions.

Note: An additional adapter may be required depending on 2-way radio used.

Replacement Component

Part No.	Description
RCVCC120MM	Replacement Cord

RCVFD1600SP



RaceCeiver Accessories **NEW!**



RCVCARBOX



RCVEP700

Part No.	Description
RCVCARBOX	Car Box, Mounts RACEceiver 1600 Inside Car, Will Not Mount TruScan
RCVEP700	Semi-Pro Earpiece, High Quality Ear Speakers, Jack Fits Most Radio Receivers
RCVHSP100	Helmet Speaker Kit, 3.5mm Velcro Backed Speakers Install Into Any Helmet
RCVLANYARD	Detachable Lanyard, Worn Around Neck To Secure RACEceiver Or TruScan

Audible Alert System RCVAWI-02 **NEW!**

Increase and quicken driver awareness when potential engine problems arise. The Audible Alert wires directly into the warning light or sending unit of the race car, and sends an audible "beep" to the driver's ear via the earpiece when the oil pressure, water temperature, etc. warning light has been activated. A mute button allows silencing the alert for 60 seconds, and once the condition is cleared, the alert will reset. May be used alone, with the RACEceiver, or a two-way radio using the included helmet splitter.

